

WWW.FLEXICON.UK.COM



**FLEXICON**  
FLEXIBLE CONDUIT SOLUTIONS

11<sup>TH</sup>  
edition



product &  
solutions guide

THE POWER IN CABLE MANAGEMENT



WWW.FLEXICON.UK.COM

THE POWER IN CABLE MANAGEMENT

PRODUCTS & SOLUTIONS GUIDE - 11<sup>TH</sup> Edition

# Foreword



## Welcome to the 11<sup>th</sup> edition of our product and selection guide.

Since our last publication, the Flexicon Group has expanded in a number of areas. Our already comprehensive product range has now increased to 52 metallic and non-metallic systems. Growth in markets such as Hazardous areas, the Food and Beverage sector along with Renewable Energy, and further expansion in existing markets has seen the Group continue to achieve its strategic growth objectives.

The Flexicon Group is proud of its British Manufacturing heritage. Over 98% of our products are manufactured in our centre of excellence in Birmingham, UK. Continuous investment in our facilities, research and development and people have contributed to the Group's market leading position in Cable Protection Systems.

Aligning with our business growth, we continue to invest in developing new and innovative products to further satisfy our Customers' expectations. Utilising world-class technological know-how we continue to develop Flexible Conduit solutions, providing new products for some of the most demanding markets for Cable Protection, including Rail, Transport, Renewables, Utilities, Petrochemical and Food and Beverage sectors.

Expansion of our international network of Distribution continues, offering a truly global reach but we are not stopping there. We have plans to add more representation in the coming years to achieve our strategic goals and further strengthen the Flexicon brand. With the capability to service our customers' needs on a worldwide basis, we understand the value of delivering excellent Customer service.

With superior Technical support we are the experts you can rely on for your Cable protection needs. Our Customers are central to everything we do and our mission is to constantly exceed their expectations. Our ongoing commitment and dedication has seen us become globally recognised as a specialist in Cable Protection and Flexible Conduit Solutions.

***We look forward to further supporting our loyal and new Customers with this 11th edition product and selection guide.***

# Contents

## Introduction

why choose Flexicon - group introduction and global presence	4
NEW products	6
application solutions	8

## non-metallic conduit and fittings

conduit selection guide	16
non-metallic fittings selection guide	18
conduits: FPAS/FPAL/FPAH - standard, lightweight and heavyweight PA6 flexible conduit	20
FPR/FPADS/FPI/FPIH - LFH (PA6) double slit and standard & heavyweight (PA12) flexible conduit	21
FPP/FPP-NFR/FPPH - polypropylene, flexible conduit	22
corrugated conduit accessories - clips, clamps, end caps and rubber end caps	22
FPA type fittings	24
FPA BRASS thread type fittings	27
FPAX type fittings	30
FPAX BRASS thread type fittings	33
FPA & FPAX T Pieces and Dividers	36
Flexilok® fittings	38
FPL - upvc corrugated pliable conduit & fittings	40
white products - conduit and accessories	41
FPY/FPYS/FPYL/FPYLS - lightweight corrugated PA6 flexible conduit	42
MP/MPS type fittings	43
FPY large corrugated - nylon large diameter flexible conduit & fittings	44
conduit fixing accessories	45
FPC/FPCG/FPCGN/FPCBU - pvc spiral flexible conduit & fittings LTS - liquid tight sheathing	46
LPC/LPCG/LPCGN/LPCO/LPCBU - pvc spiral smooth conduit & fittings	48

## metallic conduit and fittings

conduit selection guide	54
metallic fittings selection guide	56
FU/SSU - flexible steel conduit & fittings	58
FSU/FNU - flexible coated steel conduit & fittings	60
LFHU/FPU - flexible coated steel conduit & fittings	62
LTP/LTPAS/LTPHC/LTPUL/LTPLFH - liquid tight flexible coated conduit & fittings	64
LTPSS/LTPPU/LTPPUAS/LTBRDP/LTBRDLFH - specialist liquid tight flexible coated conduit & fittings	66
EXD - flameproof conduit fittings	68
EXD - flameproof braided conduit fittings	70
EXE - conduit fittings	71
EXD - accessories	72
FL/FLP - pliable steel conduit & fittings	74
Ultrascreen® LFHP - pliable coated steel conduit & fittings	75
FSB/LFHUBRD - flexible coated steel conduit with overbraid & fittings	76
FB/FUSSB - flexible steel conduit with overbraid & fittings	78
LTPBRD - liquid tight flexible coated steel conduit with overbraid & fittings	80
FPRSS/FPRTC/FPISS/FPIHSS - flexible PA6 and PA12 corrugated conduit with overbraid & fittings	82
conduit fittings offering integral strain relief	84
FTCB braided sleeving	85

## accessories

locknuts, stopping plugs, conduit clips, heavy duty clamps, thread converters, cable glands and tools	86-89
---	-------

## contractor packs

PVC, slit polypropylene, PA6, PVC spiral, polypropylene, steel with PVC coating	90
---	----

## technical data

resistance to chemicals - non-metallic	92
resistance to chemicals - metallic	94
thread data and IP ratings	96-97
cutting and assembly guidance - conduit mounting options - EXD gland instructions	98-101
performance of low fire hazard conduits & fittings	102
quality approvals	104
part number index	106
connection boxes for specialist applications	113

# Flexicon Group Introduction



Utilising the latest technologies in production and automation, our manufacturing expertise and efficiencies allow us to be competitive in today's Global marketplace. Continuous investment in people, product innovation and engineering excellence is at the centre of everything we do.

From our manufacturing centre of excellence in Birmingham, United Kingdom, our comprehensive stock holding and wide distribution network enables us to deliver service excellence to meet our customers' demands faster, ensuring you can count on us.



## Flexicon offers...



- Independently tested products that comply with and exceed relevant global standards
- User friendly solutions offering time saving innovations
- Precision engineered quality products from the global experts
- Custom made solutions capability - bespoke or made to order assemblies
- Global distribution serving our worldwide customer base
- Continuous product development and investment in products for the future

## Flexicon PTY



With a dedicated Sales and Distribution operation in Australia, located in Sydney and Melbourne along with distribution centres throughout the country, we are well placed to serve the Australian market. With some of the most highly demanding environmental conditions, our product range has become well established as the Market Leader and the trade's choice when it comes to performance and reliability.



## Griflex



Griflex, our sister company is a leading manufacturer providing hose & ducting solutions for the UK and overseas. Our products are available in a range of sizes from ¼" to 10" internal diameter and are intended for use in a diverse range of applications. These include the suction and delivery of water, oil, sewage, slurries, powders and the conveyance of liquids and gasses in factory air lines, pneumatic equipment & general workshop use.

For further information on the Griflex range of hose, tube & ducting please call +44 (0)1675 464803 or email [sales@griflex.com](mailto:sales@griflex.com)



# Flexicon a Global Presence



- Excellence through engineering
- Progression through innovation
- Assurance through competence



[www.flexicon.us.com](http://www.flexicon.us.com) | [www.flexicon.uk.com](http://www.flexicon.uk.com) | [www.flexicon.eu.com](http://www.flexicon.eu.com) | [www.flexiconaustralia.com](http://www.flexiconaustralia.com)

## Flexicon - when quality, safety and value counts

Our product offering has been developed and tested to the most demanding quality standards and has been awarded quality approvals and compliance worldwide;



We offer you peace of mind when it comes to your supply chain for flexible conduit and accessories.

Are you confident your current solution has been independently tested and offers compliance to local and global standards?

# What's New?

NEW

As a progressive company we are continually investing in new product development to expand our range hence offering you more choice. Some of our recent product developments are highlighted below;

## Anti-static Liquid Tight Conduits – PVC and PU variants

- Compliant with Clause 7.4 of EN 60079-0 offering anti-static performance properties
- Suitable for use with Flexicon EXD and EXE glands
- Size range of 16mm up to 63mm



Page 64 & 66

## EXE – Conduit Fittings

- Suitable for use with any of Flexicon's Liquid Tight Range of conduits
- IP66 performance
- Tested and compliant with



Page 71

## EXD elbows 45° and 90°

- Ideal for use in Hazardous Area Applications when Bending radius of conduit is restricted
- Tested and compliant with



Page 69

## Low Fire Hazard Liquid Tight Conduits

- Liquid Tight performance combined with Low Fire Hazard coating
- Approved for use by London Underground – Product Registration Certificates 658 & 2020
- Size range of 16mm up to 32mm available



Page 64 & 66

## F-Clamps – Heavy Duty clamps

- Heavy duty fixing solution for corrugated conduit in Dynamic Applications
- Internal rib prevents conduit from being pulled through
- Size range of 16mm up to 80mm available



Page 45

## 4 tooth Flexilok™ derivative (42 and 54mm)

- Additional teeth provide 4 fixing points around 360° on conduit for added system security
- Available with Metric and PG thread options
- Dedicated removal tool allows easy removal if necessary



Page 38

## LPC Food Grade Conduit

- Smooth cover non-metallic flexible conduit
- Manufactured from material listed in European food regulation EU 10/2011
- IP66, IP67, IP68 and IP69 performance



Page 48

## Food Grade – Stainless Steel Fitting

- Designed in accordance with EN 1672-2 and EN ISO 14159. Manufactured from Stainless Steel (316L)
- Suitable for use with our LPCG food grade conduit range.
- IP66, IP67, IP68 and IP69 performance




Page 51

# Product Focus - The Ultimate Fitting



**FPA & FPAX**  
the *ultimate* range  
of nylon PA66 fittings



- **Very fast fit** less than 3 seconds
- **Ultra high tensile strength** 70kg
- **High IP rating** IP66 + IP67 + IP68 (2 bar) + IP69

## 1 The *Ultimate* Security

### Safest fitting

All round teeth provide anti vibration protection together with a high pull off strength, i.e. 40kg with FPAS21 conduit and 70kg with FPAH21 conduit

## 2 The *Ultimate* Connection

### Performance you can rely on

Ingress Protection

- FPA IP66
- FPAX IP66 + IP67+ IP68 (2 bar)+IP69

## 3 The *Ultimate* Simplicity & Speed

### Fast fit

Push fit connection suitable for fine & coarse pitch Nylon and Polypropylene Conduits. Can be fitted in less than 3 seconds.

## 4 The *Ultimate* Range

### 10mm up to 67mm in black or grey

13 conduit sizes with Metric, PG, NPT and UNEF thread variants available as well as Nickel plated brass threads

## 5 The *Ultimate* in Convenience

### Ready to install

Nylon metric threads supplied with glass reinforced nylon locknuts. FPAX fittings supplied with face sealing washers

## 6 The *Ultimate* Removal facility

### Reduce whole life costs

Can be removed using a screwdriver if required

## The *Ultimate* Choice!



3D / 2D CAD Drawings  
available:

- Multiple CAD drawing format
- Product data sheets
- Technical support and guidance on suitability
- Customised product development



Available through our website

# Solutions for...



## Construction

Whether it's for conventional power cables or the latest cable specification for data networking, flexible conduit offers the ideal solution for cable routing and protection for all building types.

### Typical products include



**FU**  
Products & systems



**FSU**  
Products & systems



**LFHU**  
Low fire hazard products & systems



**Flexilok™**  
Nylon products & systems

## Manufacturing & Automation

This sector demands reliability due to the potentially significant cost implications of downtime. A constant strive for efficiency often results in faster speeds and more intense usage. Mechanical strength, flexibility, abrasion resistance and the ability to withstand repeated movements are typical requirements.

### Typical products include



**LTP**  
Liquid tight systems



**FP**  
Nylon products & systems



**LPC**  
Spiral reinforced products & systems



**EXD**  
Hazardous area products

## Food & Beverage

Whether it's the food processing, beverage and brewery, dairy or sugar sectors the demands are stringent when it comes to quality, innovation and health and safety. Our product lines offer the reliability and performance essential for today's high productivity requirements.

### Typical products include



**Stainless Steel fittings**  
Liquid tight systems



**LPC**  
Spiral reinforced products & systems



**LT**  
Liquid tight systems



**EXD**  
Hazardous area products

## Industry Approvals



BS EN IEC 61386



## Industry Approvals



BS EN IEC 61386



## Industry Approvals



BS EN IEC 61386





# Solutions for . . .



## Defence & Marine

Flexicon offer an expanding range of products for this demanding sector. Requiring protection of critical systems this sector demands reliability within the severest of environments.

### Typical products include

- 
**ULTRASCREEN®**  
 Pliable products and systems
- 
**SS**  
 Stainless steel products & systems
- 
**LT**  
 Liquid tight systems
- 
**EXD**  
 Hazardous area products

## Utilities

Security of supply efficiency and reliability are all critical factors when it comes to this sector. With a growing population the demands on utilities infrastructure is becoming critical.





### Typical products include

- 
**LT**  
 Liquid tight systems
- 
**EXD**  
 Hazardous area products
- 
**BRD**  
 Braided systems
- 
**FP**  
 Nylon products and systems

## Renewables

Alternative energy sources are becoming well established and integral to Government energy policies. This has seen the emergence of photovoltaics, wind and tidal power all of which have different cable protection needs. Renewable technologies are also increasing in applications such as electric vehicles.

### Typical products include

- 
**LTBRD**  
 Internal braided liquid tight
- 
**FPADS**  
 Double slit systems
- 
**FP**  
 Nylon products and systems
- 
**Orange Conduit**  
 Electric and hybrid vehicles

## Industry Approvals

  
  
 BS EN IEC 61386   
 NATO N:Cage Number U5256

## Industry Approvals

  
  
 BS EN IEC 61386 

## Industry Approvals

  
 BS EN IEC 61386 


# Flexicon Rolling Stock



Flexicon offer a range of products for this technically demanding sector. IP ratings, tensile strength characteristics, weight, corrosion resistances, fire performance properties and operating temperature ranges are all factors to consider.

## Station Area Requirements:

- Vandal resistance
- High IP ratings for external and exposed areas
- Aesthetics in passenger facing areas
- Enhanced Low Fire Hazard performance in Metro and heavily enclosed platform and passenger areas



## Industry Approvals



## Fire Performance

Flexicon holds a wide range of Product Registration Certificates issued by Transport for London, London Underground Ltd. For simplicity we identify and classify our product offer using the following symbols to denote their fire performance;



## Tunnel Requirements:

- Enhanced fire protection properties
- Mechanical performance
- Corrosion protection



## Rail Carriage Requirements:

- Fire protection properties
- Low weight
- Range of fittings and accessories
- EMI screening



## Non-Metallic Conduits

FPR		<b>Construction:</b> Standard weight nylon (highly flame retardant PA6) corrugated flexible conduit. Colour black.	
FPI		<b>Construction:</b> Standard weight nylon (PA12) corrugated flexible conduit. Colour black.	
FPIH		<b>Construction:</b> Heavyweight nylon (PA12) corrugated flexible conduit. Colour black.	
FPAH		<b>Construction:</b> Heavyweight, flame retardant, nylon (PA6) corrugated flexible conduit. Colour black.	

# Flexicon Infrastructure


## Exterior Vehicle Requirements:

- High impact resistance to ballast and abrasion
- High tensile strengths
- High vibration resistance
- High resistance to oil and chemicals

- High ingress protection (IP)
- Resistance to UV
- EMI Screening




FPIH



Conduit Fixing

## Flexicon Offers...

- High performance products offering superior tensile and impact / compression strength
- Designed to meet the strictest standards – EMC testing / vibration
- Wide product range to meet all applications
- Independently tested to the relevant standards
- Vibration proof
- Anti-tamper



**FLEXICON**  
SUSTAINABLE ADVANTAGE SOLUTIONS



## Technical Services & Support

- 3D/2D CAD drawings in multiple formats
- Product data sheets
- Technical support and guidance on suitability
- Customised product development

## Trackside Area Requirements:

- Ballast impact and vibration protection
- Ingress protection - Possible exposure to submersion
- Resistance to oils and chemicals
- UV protection

- Temperature performance
- Corrosion protection



FPAH

## Metallic Conduits

LFHU		<b>Construction:</b> Galvanised steel, helically wound, flexible steel conduit with Low Fire Hazard (LFH) coating. Colour black.	
LTPLFH		<b>Construction:</b> Galvanised steel, helically wound, flexible conduit with smooth oil resistant Low Fire Hazard (LFH) cover. Colour black.	
LFHUBRD		<b>Construction:</b> Galvanised steel, helically wound, flexible conduit with extra LFH coating and stainless steel (316) overbraid.	
LTBRDLFH		<b>Construction:</b> Galvanised steel, helically wound, flexible conduit with smooth oil resistant Low Fire Hazard (LFH) cover. Colour black.	

# Hazardous Area Applications



In certain sectors of industry, flammable substances such as gases, vapours, mist or dust can escape during manufacture, processing, storage and transport thus potentially creating an explosive atmosphere. Our new range of high performance products have been designed for highly demanding applications and meet the latest relevant ATEX, IECEx and GOST requirements.

## Ideally suited for the following industries:

- Oil & Gas - Upstream, Midstream, Downstream Applications
- Chemical & Pharmaceutical
- Food & Beverage



## Industry Approvals



## Performance

Low Fire Hazard (LFH)



EMC Screening Performance



Anti-Static Performance



## Flammable Mixtures & Ignition Sources

Flammable gases when mixed with air can be explosive. Gases are categorised into 3 groups with Group A being the least explosive and Group C being the most explosive. Equipment is also classified from T1 to T6 according to maximum allowed temperature of the equipment to prevent ignition of the gas/air mixture it is designed to work in.

Certain fine dusts dispersed in air can also be explosive.

Ignition sources include: sparking due to static discharge, electrical arcs, lightning, hot engine exhaust, hot equipment and heat from chemical reactions.

Flexicon's EXD barrier glands range can be used in Zone 1 and Zone 2 areas where Group A, B or C gases are present. As the gland does not add to the temperature of the enclosure, it does not have a temperature classification and so can be used with all temperature classes. Flexicon's EXD barrier glands can also be used in Zone 21 and Zone 22 where explosive dust may be present.

Liquid tight conduit range

NEW

AS ANTI-STATIC

NEW

EXTRA LOW FIRE HAZARD

Conduit

LTP/LTPAS

LTPHC










LTPLFH

LTPUL



## Why Use Conduit Over Cable?

In summary, using a Flexicon conduit system with our EXD barrier glands or EXE fittings can provide the following benefits over cable:

-  Simplified termination and greater enclosure integrity
-  Reduced installation time - less terminations
-  Cable is mechanically protected
-  No need for specialist cables
-  Can provide EMC screening (braided versions)
-  No need for use of SWA cables
-  Flameproof integrity with EXD glands
-  Future proofing the installation - easier to upgrade
-  Increased safety and Dust ignition protection with EXE fittings

## Anti-Static Applications








Clause 7.4 of EN60079-0 refers to the avoidance of a build-up of electrostatic charge on Group I or Group II electrical equipment. Electrical equipment shall be so designed that under normal conditions of use, maintenance and cleaning, danger of ignition due to electrostatic charges shall be avoided. This requirement is satisfied by suitable selection of the material so that surface resistance complies with either

of the limits given below when measured in accordance with 26.13;  $10^9\Omega$  measured at  $(50 \pm 5)\%$  relative humidity; or  $10^{10}\Omega$  measured at  $(30 \pm 5)\%$  relative humidity.

**Flexicon have two ranges of anti-static performance coated liquid tight systems.**

## Hazardous Area Approvals - EXD now featuring Group 1 approvals

The following table provides further information and details on our ATEX, IECEx and GOST approvals for our straight EXD glands.

Group I	<b>ATEX APPROVAL to EN60079-0 2009</b>	<b>Sira Certificate no:</b>	<b>Sira 10ATEX1172X</b>	
	Ex d Flameproof	Ex d I Mb	EN 60079-1 2007	
	Ex e Increased Safety	Ex e I Mb	EN 60079-7 2007	
Group II	<b>IECEx APPROVAL to IEC60079-0 2007</b>	<b>Sira Certificate no:</b>	<b>IECEx SIR 10.0094X</b>	
	Ex d Flameproof	Ex d I Mb	IEC 60079-1 2007	
	Ex e Increased Safety	Ex e I Mb	IEC 60079-7 2006-7	
Group II	<b>ATEX APPROVAL to EN60079-0 2009</b>	<b>Sira Certificate no:</b>	<b>Sira 10ATEX1172X</b>	
	Ex d Flameproof	Ex d II C Gb	EN 60079-1 2007	
	Ex e Increased Safety	Ex e II C Gb	EN 60079-7 2007	
Group II	<b>IECEx APPROVAL to IEC60079-0 2007</b>	<b>Sira Certificate no:</b>	<b>IECEx SIR 10.0094X</b>	
	Ex d Flameproof	Ex d II C Gb	IEC 60079-1 2007	
	Ex e Increased Safety	Ex e II C Gb	IEC 60079-7 2006-7	
	<b>GOST APPROVAL no.</b>	<b>POCC GB.HO06.B00207</b>		

See page 71 for information on EXE gland approvals

## EXD Barrier Glands



See Pg 68, 69 & 70

## EXE Fittings



See Pg 71

## EXD Accessories



See Pg 72 & 73




LTPPU/LTPPUAS

LTPSS

LTRBDP

LTRBDLFH

LTPBRD



With over 24 different non-metallic conduit systems to choose from we are sure to have a system to meet your application. Systems are available in a wide variety of sizes, ranging from 7mm up to 106mm, manufactured from a range of materials offering different properties.



#### KEY FEATURES

- Wide range of sizes
- Light weight
- Easy to cut
- High fatigue life
- Superior IP ratings - up to IP69
- Slit versions available
- Non corrosive
- Highly flexible

#### KEY BENEFITS

- Suitable for a wide range of applications
- Easy to work with for ease of installation
- Reduced installation times
- Reduced whole life costs
- No risk of water or dust ingress
- Suitable for retrofit applications
- Suitable for diverse environments
- Movement without any impact on performance






# non- metallic conduit & fittings



BS EN IEC 61386



# non-metallic conduit application guide

Page number	conduit system	IP rating available	compression strength kg/100mm 21/20mm nominal size	pull-off strength kg 21/20mm nominal size	Colours
20	<b>FPAS</b> nylon LFH PA6 corrugated, std weight	IP66, IP67, IP68, IP69	75	40	Black, Grey
20	<b>FPAL</b> nylon PA6 corrugated, light weight	IP66, IP67, IP68, IP69	60	30	Black, Grey
20	<b>FPAH</b> nylon LFH PA6 corrugated, heavy weight	IP66, IP67, IP68, IP69	120	70	Black
21	<b>FPR</b> nylon extra LFH PA6 corrugated, std weight	IP66, IP67, IP68, IP69	75	40	Black
21	<b>FPI</b> nylon PA12 corrugated, standard weight	IP66, IP67, IP68, IP69	45	30	Black
21	<b>FPIH</b> nylon PA12 corrugated, heavy weight	IP66, IP67, IP68, IP69	60	50	Black
21	<b>FPADS</b> nylon PA6 double slit corrugated	IP40	60	15	Black
22	<b>FPP</b> polypropylene corrugated, std weight	IP40, IP66, IP67, IP68	35	25	Black, Grey, White
22	<b>FPP-NFR</b> polypropylene corrugated non flame retarded <span style="color: blue; font-weight: bold;">NEW</span>	IP40, IP66, IP67, IP68	35	25	Black, Grey
22	<b>FPPH</b> polypropylene corrugated heavy weight <span style="color: blue; font-weight: bold;">NEW</span>	IP40, IP66, IP67, IP68	100	40	Black, Grey
40	<b>FPL</b> upvc corrugated	IP40, IP66, IP67	150	30	Black, Grey, White
42	<b>FPY</b> nylon PA6 corrugated	IP40, IP67	60	25	Black
42	<b>FPYS</b> slit nylon PA6 corrugated	N/A	N/A	N/A	Black
42	<b>FPYL</b> nylon PA6 corrugated, light weight	IP40, IP67	45	15	Black
42	<b>FPYLS</b> slit nylon PA6 corrugated, light weight	N/A	N/A	N/A	Black
44	<b>FPY</b> nylon PA6, large diameter	IP40, IP65	N/A	N/A	Black, Grey
46	<b>FPCB</b> pvc spiral reinforced black	IP65	60	25	Black
46	<b>FPCG</b> pvc spiral reinforced grey	IP65	60	25	Light Grey
46	<b>FPCGN</b> pvc spiral reinforced green oil resistant	IP65	60	25	Green
46	<b>FPCBU</b> pvc spiral reinforced blue high temperature	IP65	60	25	Blue
48	<b>LPC</b> smooth, pvc spiral reinforced	IP66, IP67, IP68, IP69	120	70	Black, Light Grey
48	<b>LPCO</b> smooth pvc spiral orange ultra flexible	IP66, IP67, IP68, IP69	120	45	Orange
48	<b>LPCGN</b> smooth pvc spiral green oil resistant	IP66, IP67, IP68, IP69	120	60	Green
48	<b>LPCBU</b> smooth pvc spiral blue high temperature	IP66, IP67, IP68, IP69	120	60	Blue

For Nylon / FPP ranges: Grey RAL 7031

For FPC and LPC ranges: Light Grey RAL 7001, Blue RAL 5012 Green RAL 6001, Orange RAL 2008

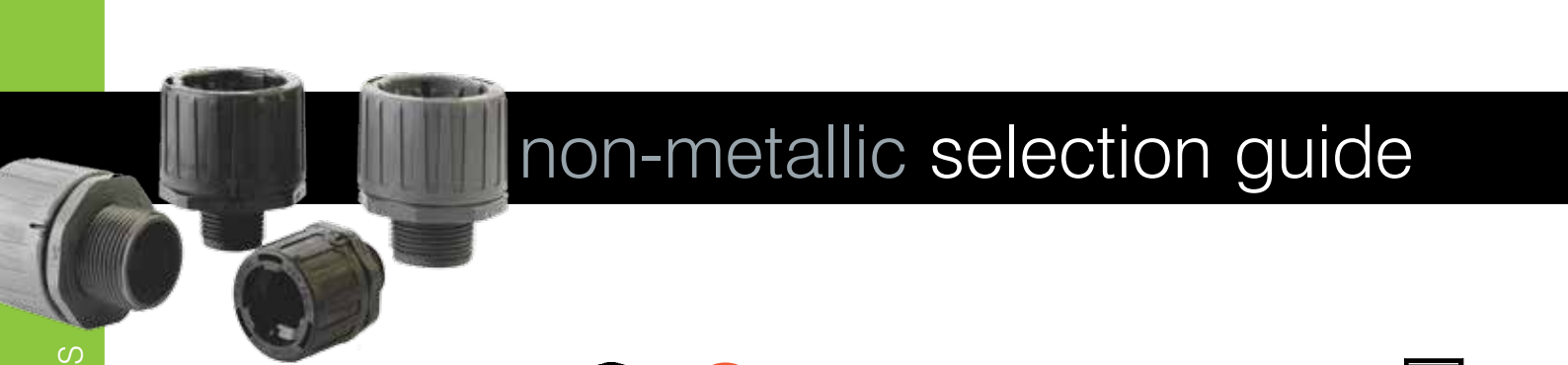




# non-metallic conduit and fittings

high fatigue life	temperature range	flexible	pliable	low fire hazard	halogen free	self extinguishing	high abrasion resistance	high UV outdoor use	
●	-40°C to +120°C	●		●	●	●	●	●	<b>FPAS</b> nylon LFH PA6 corrugated, std weight
●	-40°C to +120°C	●			●	●			<b>FPAL</b> nylon PA6 corrugated, light weight
	-40°C to +120°C	●		●	●	●	●	●	<b>FPAH</b> nylon LFH PA6 corrugated, heavy weight
	-40°C to +120°C	●		●	●	●	●	●	<b>FPR</b> nylon extra LFH PA6 corrugated, std weight
●	-50°C to +110°C	●		●	●	●		●	<b>FPI</b> nylon PA12 corrugated, standard weight
●	-50°C to +110°C	●		●	●	●		●	<b>FPIH</b> nylon PA12 corrugated, heavy weight
	-40°C to +120°C		●		●	●	●	●	<b>FPADS</b> nylon PA6 double slit corrugated
	-20°C to +90°C	●				●			<b>FPP</b> polypropylene corrugated, std weight
	-20°C to +90°C	●			●				<b>FPP-NFR</b> polypropylene corrugated non flame retarded
	-20°C to +90°C	●				●			<b>FPPH</b> polypropylene corrugated heavy weight
	-5°C to +70°C		●			●		●	<b>FPL</b> upvc corrugated
●	-40°C to +120°C	●			●	●			<b>FPY</b> nylon PA6 corrugated
	-40°C to +120°C	●			●	●			<b>FPYS</b> slit nylon PA6 corrugated
	-40°C to +120°C	●			●				<b>FPYL</b> nylon PA6 corrugated, light weight
	-40°C to +120°C	●			●				<b>FPYLS</b> slit nylon PA6 corrugated, light weight
	-40°C to +120°C	●			●	●		●	<b>FPY</b> nylon PA6, large diameter
	-5°C to +70°C	●				●		●	<b>FPCB</b> pvc spiral reinforced black
	-20°C to +70°C	●				●			<b>FPCG</b> pvc spiral reinforced grey
	-20°C to +70°C	●				●			<b>FPCGN</b> pvc spiral reinforced green oil resistant
	-20°C to +90°C	●				●			<b>FPCBU</b> pvc spiral reinforced blue high temperature
	-5°C to +70°C	●				●		●	<b>LPC</b> smooth, pvc spiral reinforced
	-20°C to +70°C	●				●			<b>LPCO</b> smooth pvc spiral orange ultra flexible
	-20°C to +70°C	●				●			<b>LPCGN</b> smooth pvc spiral green oil resistant
	-20°C to +90°C	●				●			<b>LPCBU</b> smooth pvc spiral blue high temperature





# non-metallic selection guide



- UK manufactured products to the highest standards
- Highest IP performance as standard
- Highest tensile strength performance fittings - FPA and FPAX due to all round teeth design
- Simple construction for ease of installation - Fixed and Swivel versions
- Multiple thread variations available - Metric, PG, NPT, UNEF, external threads, internal threads, integral strain relief versions
- Tested and approved to the latest National and International Standards
- Vibration tested for secure installations
- Widest choice whatever your application

FLEXILOK™ Fittings	Compression Fittings	Flange
<p data-bbox="399 1523 446 1556">IP66</p> <p data-bbox="303 1579 542 1601">See Pg 38, 39, 40 &amp; 41</p>	<p data-bbox="981 1523 1029 1556">IP40</p> <p data-bbox="1037 1523 1085 1556">IP67</p> <p data-bbox="909 1579 1149 1601">See Pg 43, 46, 47 &amp; 49</p>	<p data-bbox="1396 1523 1444 1556">IP40</p> <p data-bbox="1452 1523 1500 1556">IP65</p> <p data-bbox="1388 1579 1500 1601">See Pg 44</p>

Accessories	Stopping Plugs	Clips/Clamp
<p data-bbox="710 2150 981 2172">See Pg 22, 45, 86, 87 &amp; 88</p>		



IP66

# FPA

Straight Fittings - 10mm to 67mm



IP66

See Pg 24 & 27

90° Elbow - 10mm to 67mm



IP66

See Pg 24, 25, 27 & 28

45° Elbow - 16mm To 54mm



IP66

See Pg 25, 26 & 28

Coupler    Coupler - Flexible to Rigid Conduit    T-Pieces    Reducer    Reducing Divider



IP66

See Pg 26

See Pg 36

Fittings with Integral Strain Relief



IP66

See Pg 29

IP66

IP67

IP68

IP69

# FPAX

Straight Fittings - 13mm to 54mm



IP66

IP67

IP68

IP69

See Pg 30 & 33

90° Elbow - 13mm to 54mm



IP66

IP67

IP68

IP69

See Pg 31, 33 & 34

45° Elbow - 16mm To 54mm



IP66

IP67

IP68

IP69

See Pg 32 & 34

T-Pieces    Reducer    Reducing Divider



IP66

IP67

IP68

IP69

See Pg 37

Fittings with Integral Strain Relief



IP66

IP67

IP68

IP69

See Pg 35

Non-metallic systems are typically lighter, easier to work with and more cost effective to install. With advances in material technologies non-metallic systems can provide an alternative solution where typically only metal systems had been considered previously.

## non-metallic conduit and fittings

### FPAS

**Construction:** Standard weight, flame retardant nylon (PA6) corrugated flexible conduit. Colour black or grey (RAL 7031). Orange available on request.\*

**Typical Applications:** All types of machinery, public buildings.

- Highly flexible and high fatigue life
- High impact strength and recovers if crushed
- Temperature range -40°C to +120°C (-20°C to +100°C for moving applications)
- Lloyd's Register Type Approval
- UL listed / UL recognised
- Low Fire Hazard (LFH), see page 102
- UL 94 V2 flame retardancy
- Halogen, sulphur and phosphorus free
- UV resistant (black)
- Abrasion resistant
- Highly resistant to solvents and oils
- Slit version also available FPAS-S please contact us

### FPAL

**Construction:** Light weight nylon (PA6) corrugated flexible conduit. Colour black or grey (RAL 7031).

**Typical Applications:** Machines where lower mechanical protection is required and buildings.

- Highly flexible and high fatigue life
- High impact strength and recovers if crushed
- Temperature range -40°C to +120°C (-20°C to +100°C for moving applications)
- UL recognised
- Highly resistant to solvents and oils
- Self extinguishing
- Halogen, sulphur and phosphorus free

### FPAH

**Construction:** Heavy weight, flame retardant, nylon (PA6) corrugated flexible conduit. Colour black.

**Typical Applications:** All types of machinery and public buildings where high mechanical strength required.

- High mechanical strength
- High impact resistance
- Temperature range -40°C to +120°C
- UL recognised
- Low Fire Hazard (LFH), see page 102
- UL 94 V2 flame retardancy
- Halogen, sulphur and phosphorus free
- UV resistant
- Abrasion resistant
- Highly resistant to solvents and oils

european (NW) sizes	nominal size (mm)	pitch	FPAS				FPAL				FPAH							
			part number	reel length (m)	outside dia (mm)	inside dia (mm)	min inside bend radius (mm)	part number	reel length (m)	outside dia (mm)	inside dia (mm)	min inside bend radius (mm)	part number	reel length (m)	outside dia (mm)	inside dia (mm)	min inside bend radius (mm)	
7	10	F	FPAS10	50	10.0	6.3	15	FPAL10	50	10.0	6.5	15						
8	11	F	FPAS11	50	11.5	8.2	20	FPAL11	50	11.5	8.4	20						
10	13	F	FPAS13	25, 50	13.0	9.8	25	FPAL13	50	13.0	10.0	25	FPAH13	50	13.0	9.0	35	
12	16	F	FPAS16	25, 50	15.8	11.8	35	FPAL16	50	15.8	12.0	35	FPAH16	50	15.8	11.5	45	
14	18	F	FPAS18	50	18.5	14.2	40	FPAL18	50	18.5	14.2	35						
	20	C	FPAS20	10, 25, 50	20.0	14.8	45	FPAL20	50	20.0	15.0	40						
17	21	F	FPAS21	10, 25, 50	21.2	16.7	45	FPAL21	50	21.2	16.9	40						
	21	C											FPAH21	50	21.2	15.5	55	
	25	C	FPAS25	10, 25, 50	25.0	19.1	50	FPAL25	50	25.0	19.3	45						
23	28	F	FPAS28	10, 25, 50	28.5	22.8	50	FPAL28	50	28.5	23.0	45						
	28	C	FPAS28C*	50	28.5	21.6	50						FPAH28	50	28.5	21.3	60	
29	34	C	FPAS34	25, 50	34.5	28.1	60	FPAL34	25, 50	34.5	28.3	55	FPAH34	25	34.5	27.6	70	
29	34	F	FPAS34F	50	34.5	28.8	60											
36	42	C	FPAS42	10, 25, 50	42.5	35.5	70	FPAL42	25	42.5	35.7	65	FPAH42	25	42.5	34.6	80	
48	54	C	FPAS54	10, 25, 50	54.5	47.2	80	FPAL54	25	54.5	47.4	80	FPAH54	25	54.5	46.0	90	
56	67	C	FPAS67	10	67.2	56.3	130	FPAL67	10	67.2	56.5	110						

F = fine pitch C = coarse pitch

NOTE: Other reel lengths are available upon request

### Ordering Notes

- Specify black or grey (B = Black, G = Grey) and reel length eg: FPAS21B-50M for a Black 50m reel
- Some reel lengths are MTO in grey
- See cutting tool page 89
- **Available on request:**
  - longer lengths and bulk packaging
  - cut lengths and assemblies
  - other colours
  - full copies of independent test results confirming LFH properties

- conduit with pre-installed draw wire
- fine pitch 34mm sizes
- Contractor Packs available see page 90 & 91



**MORE CONDUITS OVERLEAF!**

We have a range of products that can offer properties dependant on your requirement for impact resistance, flexibility, fatigue life, operating temperature and fire performance to name but a few.

### FPR

**Construction:** Standard weight nylon (highly flame retardant PA6) corrugated flexible conduit. Colour black.

**Typical Applications:** Railways, underground and public buildings.

- Highly flexible and high fatigue life
- High impact strength and recovers if crushed
- Temperature range -40°C to +120°C (-20°C to +100°C for moving applications)
- UL recognised
- Lloyd's Register Type Approval
- Extra Low Fire Hazard (LFH)
- Compliant to LUL Std 1-085
- UL 94 V0 flame retardancy
- Halogen, sulphur and phosphorus free
- UV resistant
- Abrasion resistant
- Highly resistant to solvents and oils

### FPADS

**Construction:** Double slit nylon (PA6) corrugated conduit. Colour black.

**Typical Applications:** Retrofit and cable assemblies with pre terminated plugs.

- Made from 2 interlocking slit corrugated conduits
- Temperature range -40°C to +120°C
- Cables can be inserted laterally
- Provides abrasion resistance and routing of cables for static applications
- Self extinguishing
- Halogen, sulphur and phosphorus free
- UV resistant

### FPI

**Construction:** Standard weight nylon (PA12) corrugated flexible conduit. Colour black.

**Typical Applications:** Robots and continual flexing.

- Highly flexible
- Exceptional fatigue life
- High impact resistance even at very low temperatures
- UV resistant
- Displays self recovery if crushed
- Temperature range -50°C to +110°C
- UL recognised
- Highly resistant to solvents and oils
- Self extinguishing
- Low fire hazard
- Halogen, sulphur and phosphorus free

### FPIH

**Construction:** Heavy weight nylon (PA12) corrugated flexible conduit. Colour black.

**Typical Applications:** Robots and continual flexing where higher mechanical strength required.


- Highly flexible and high fatigue life
- High mechanical strength
- High impact resistance even at very low temperatures
- UV resistant
- Displays self recovery if crushed
- Temperature range -50°C to +110°C
- UL recognised
- Highly resistant to solvents and oils
- Self extinguishing
- Low fire hazard
- Halogen, sulphur and phosphorus free

european (NW) sizes	FPR			FPADS				FPI				FPIH					
	nominal size (mm)	pitch	part number	reel length (m)	outside dia (mm)	inside dia (mm)	min inside bend radius (mm)	part number	reel length (m)	outside dia (mm)	inside dia (mm)	min inside bend radius (mm)	part number	reel length (m)	outside dia (mm)	inside dia (mm)	min inside bend radius (mm)
7	10	F	FPR10	50	10.0	6.3	15										
8	11	F						FPADS11*	50	11.5	6.2	70					
10	13	F	FPR13	50	13.0	9.8	25	FPADS13	50	13.0	7.9	75	FPI13	50	13.0	9.8	25
12	16	F	FPR16	50	15.8	11.8	35	FPADS16	50	15.8	10.3	100	FPI16	50	15.8	11.8	30
14	18	F															
	20	C	FPR20	50	20.0	14.8	45										
17	21	F	FPR21	50	21.2	16.7	45	FPADS21	50	21.2	13.9	120	FPI21	50	21.2	16.7	35
	21	C															
	25	C	FPR25	50	25.0	19.1	50										
23	28	F															
	28	C	FPR28	50	28.5	21.7	50	FPADS28	50	28.5	20.5	170	FPI28	50	28.5	21.7	45
29	34	C	FPR34	50	34.5	28.1	60	FPADS34	25	34.5	26.6	180	FPI34	25	34.5	28.1	55
29	34	F															
36	42	C	FPR42	25	42.5	35.5	70	FPADS42	25	42.5	32.0	200	FPI42	25	42.5	35.5	60
48	54	C	FPR54	25	54.5	47.2	80	FPADS54	25	54.5	43.0	240	FPI54	25	54.5	47.2	70
56	67	C											FPI67	10	67.2	56.3	120

F = fine pitch C = coarse pitch NOTE: refer to conduit properties for applicable standards

## Standards

## Important Note



• For LFH performance see page 102

BS EN IEC 61386

FMS8347

## FPP

**Construction:** Standard weight polypropylene, flexible conduit. Colour black, grey (RAL 7031) or white (see page 41)

**Typical Applications:** Buildings, particularly where buried in concrete or plaster.

- Acid resistant
- Temperature range -20°C to +90°C
- Self extinguishing
- Slit version also available FPP-S

**Other options available:**

## FPP-NFR

LSOH conduit for data cabling applications.

## FPPH

Heavy weight conduit for buried underground applications.

## FCL

**nylon corrugated conduit clip with integral lid**

Nylon PA66 conduit clip with integral lid for increased security. Incorporates internal ribs to prevent corrugated conduit from pulling through, 20 Kg with FPAS21.

## FCLAMP

**non-metallic, heavy duty conduit clamp**

Nylon PA66, conduit fixing clamp for corrugated conduit. Suitable for use with fine or coarse pitch conduits. Can be used with a range of accessories including cover plates and weld plates (available separately - see page 45).

## EC

**end cap**

Nylon PA66 end cap to snap over end of conduit and provide a smooth entry bush to prevent snagging and sharp edges, and provide a neat finish when no connectors are used.

## REC

**rubber end cap**

Thermoplastic elastomer cap used to seal end of conduit. Can be cut to size depending on size of cable. Can be additionally secured using cable tie (not supplied).



european (NW) sizes	nominal size (mm)	pitch	FPP				Conduit Clip	FCLAMP	End Cap	REC			
			part number	reel length (m)	outside dia (mm)	inside dia (mm)				min inside bend radius (mm)	part number	to fit conduit size	outlet ID mm
7	10	F	FPP10	50	10.0	6.3	15	FCL10		REC10	10	0-7	
8	11	F								REC10	11	0-7	
10	13	F	FPP13	50	13.0	9.8	25	FCL13		REC13	13	0-7	
12	16	F	FPP16	50	15.8	11.8	35	FCL16	FCLAMP- 3-16	EC16B	REC16	16	0-11
14	18	F						FCL18					
	20	C	FPP20	50	20.0	14.8	40	FCL20					
17	21	F	FPP21	50	21.2	16.7	40	FCL21	FCLAMP- 3-21	EC21B	REC21	21	0-15
	21	C						FCL21					
	25	C	FPP25	50	25.0	19.1	50	FCL25					
23	28	F	FPP28	50	28.5	22.8	55	FCL28	FCLAMP- 4-28	EC28B	REC28	28	0-21
	28	C						FCL28					
29	34	C	FPP34	25, 50	34.5	28.1	65	FCL34	FCLAMP- 5-34	EC34B	REC34	34	0-25
29	34	F						FCL34					
36	42	C	FPP42	25	42.5	35.5	80	FCL42	FCLAMP- 6-42	EC42B	REC42	42	0-34
48	54	C	FPP54	25	54.5	47.2	100	FCL54	FCLAMP- 7-54	EC54B	REC54	54	0-46
56	67	C	FPP67	10	67.2	56.3	150		FCLAMP- 7-67				

F = fine pitch C = coarse pitch

FCLAMP- 8-80 for use with 80mm conduit

NOTE: FPP - NFR and FPPH. Contact us for more details

## Ordering Notes

- Specify colour (B = Black, G = Grey) and reel length eg: FPY16B-50M for a Black 50m reel
- Some lengths are MTO in grey
- **Available on request:**
  - longer lengths and bulk packaging
  - cut lengths and assemblies
  - additional sizes
  - other colours
- conduit with pre-installed draw wire
- FPADS in Polypropylene (PP)



# non-metallic conduit and fittings

To make your selection from our wide range of flexible conduits easier, we have devised a table (see below) which offers a one page summary to help you when you come to select your fittings.

We have a wide selection of fittings that can be used with the conduits listed below.

Simply use the pull out page as a guide to see which fittings from the FPA, FPAX, Flexilok and T-pieces you can use with your chosen conduit.



Using this fold out page will illustrate the wide range of non-metallic corrugated conduits we offer. There are nine different non-metallic conduit families listed in this spread and these are detailed across Pages 20 - 22.

## Ordering Notes

Once you have chosen your conduit from our wide range of products listed on Pages 20, 21 and 22, simply use this fold out page as a guide to see which fittings correspond with your selected conduit.

The fold out conduit summary chart below lines up with the respective subsequent fittings pages to allow you to still see your selected conduit, whilst selecting your fittings.

european (NW) sizes	pitch	nominal size (mm)	FPAS		FPAL		FPAH		FPR		FPADS		FPI		FPIH		FPP	
			part number	part number	part number	part number	part number	part number	part number	part number	part number	part number	part number	part number	part number			
7	F	10	FPAS10	FPAL10				FPR10										
7	F	10																
8	F	11	FPAS11	FPAL11						FPADS11								
10	F	13	FPAS13	FPAL13		FPAH13		FPR13		FPADS13	FPI13		FPIH13				FPP13	
10	F	13																
10	F	13																
12	F	16	FPAS16	FPAL16		FPAH16		FPR16		FPADS16	FPI16		FPIH16				FPP16	
12	F	16																
12	F	16																
12	F	16																
14	F	18	FPAS18	FPAL18														
14	C	18																
	C	20	FPAS20					FPR20										FPP20
17	F	21	FPAS21	FPAL21				FPR21			FPI21		FPIH21					FPP21
	C	21				FPAH21				FPADS21								
	C	21																
	C	25	FPAS25	FPAL25				FPR25										FPP25
23	F	28	FPAS28	FPAL28				FPR28										FPP28
	C	28	FPAS28C			FPAH28				FPADS28	FPI28		FPIH28					
29	C	34	FPAS34	FPAL34		FPAH34		FPR34		FPADS34	FPI34		FPIH34					FPP34
29	F	34	FPAS34F															
36	C	42	FPAS42	FPAL42		FPAH42		FPR42		FPADS42	FPI42		FPIH42					FPP42
36	C	42																
48	C	54	FPAS54	FPAL54		FPAH54		FPR54		FPADS54	FPI54		FPIH54					FPP54
48	C	54																
56	C	67	FPAS67	FPAL67							FPI67							FPP67

## Standards



IEC EN 61386



# FPA system nylon

**Construction:** Nylon (PA66) moulded fitting.



IP66



## Fittings

### FPA

#### straight external thread

One piece, fast fit, external threaded fitting. Suitable for knockouts or threaded entries.

IP66



### FPA

#### straight UNEF swivel internal thread

One piece, fast fit fitting with nickel plated brass swivel UNEF internal thread for attachment to circular connectors.

IP66



### FPA

#### flange

One piece, fast fit fitting with nylon swivel flange with 'O' ring.

IP66



### FPA90

#### 90° elbow external thread

One piece, fast fit, external threaded 90 degree elbow fitting. Suitable for knockouts.

IP66



European (NW) sizes  
nominal size (mm)  
OD mm

	Ext Metric	Ext PG	Ext NPT	Ext UNEF	Thread	Ext Flange	90 Degree Metric	90 Degree PG	90 Degree NPT
7 10 10.0	FPA10-M12	FPA10-PG7					FPA10-M12-90	FPA10-PG7-90	
7 10	FPA10-M16	FPA10-PG9							
8 11 11.5	FPA11-M12	FPA11-PG7					FPA11-M12-90		
10 13 13.0	FPA13-M12	FPA13-PG7		FPA13-BU075	(3/4")		FPA13-M16-90	FPA13-PG9-90	
10 13	FPA13-M16	FPA13-PG9							
10 13	FPA13-M20	FPA13-PG11							
12 16 15.8	FPA16-M16	FPA16-PG9	FPA16-038	FPA16-BU075	(3/4")	FPA16-FL	FPA16-M16-90	FPA16-PG9-90	FPA16-050-90
12 16	FPA16-M20	FPA16-PG11	FPA16-050	FPA16-BU100	(1")		FPA16-M16-90	FPA16-PG11-90	
12 16		FPA16-PG13		FPA16-BU119	(1 1/8")			FPA16-PG13-90	
12 16		FPA16-PG16							
14 18 18.5	FPA18-M20	FPA18-PG13					FPA18-M20-90		
14 18									
20 20.0	FPA20-M20						FPA20-M20-90		
17 21 21.2	FPA21-M20	FPA21-PG13	FPA21-050	FPA21-BU100	(1")	FPA21-FL	FPA21-M20-90	FPA21-PG16-90	FPA21-050-90
21		FPA21-PG16		FPA21-BU119	(1 1/8")				
21				FPA21-BU138	(1 3/8")				
25 25.0	FPA25-M25						FPA25-M25-90		
23 28 28.5	FPA28-M25	FPA28-PG21	FPA28-075	FPA28-BU138	(1 3/8")	FPA28-FL	FPA28-M25-90	FPA28-PG21-90	FPA28-075-90
28	FPA28-M32	FPA28-PG29		FPA28-BU144	(1 7/8")				
29 34 34.5	FPA34-M32	FPA34-PG29	FPA34-100	FPA34-BU144	(1 7/8")	FPA34-FL	FPA34-M32-90	FPA34-PG29-90	FPA34-100-90
29 34	FPA34-M40			FPA34-BU175	(1 3/4")				
36 42 42.5	FPA42-M40	FPA42-PG36	FPA42-125	FPA42-BU200	(2")	FPA42-FL	FPA42-M40-90	FPA42-PG36-90	FPA42-125-90
36 42	FPA42-M50		FPA42-150	FPA42-BU225	(2 1/4")		FPA42-M50-90		FPA42-150-90
48 54 54.5	FPA54-M50	FPA54-PG42	FPA54-150	FPA54-BU200	(2")		FPA54-M50-90	FPA54-PG48-90	FPA54-150-90
48 54	FPA54-M63	FPA54-PG48	FPA54-200	FPA54-BU225	(2 1/4")		FPA54-M63-90		FPA54-200-90
56 67 67.0	FPA67-M63	FPA67-PG48	FPA67-200				FPA67-M63-90	FPA67-PG48-90	FPA67-200-90

## Ordering Notes

- Specify black or grey (B = Black, G = Grey) eg. FPA16-M16B

- The IP rating onto a UNEF threaded connector may be dependent on the design of the connector

\* Indicates parts made to order on request and may be subject to MOQ and lead time

- Available on request:**

- additional sizes, alternative threads
- additional UNEF threads and combinations
- all nylon UNEF threads






# properties

- 1 part fast fit
- IP rating: IP66
- Vibration and shock tested to EN61373 Cat 2
- Tamper resistant
- All round teeth give high pull off strength 70kg with FPAH21

- Can be removed using a screwdriver
- Both 90° and 45° elbows incorporate swept bore to facilitate cable installation and protect cables when installed
- Suitable for fine and coarse pitch conduits
- Temperature range -50°C to +135°C
- **Metric nylon threads supplied complete with locknuts**

- Swivel UNEF threads allow assembly to military style electrical connectors without twisting of cables and includes sealing 'O' ring face seal.
- Low Fire Hazard (LFH), see page 102
- Halogen, sulphur and phosphorus free
- Available in black or grey (RAL 7031)

FPA90		FPA90		FPA45			FPA45		nominal size (mm)	OD mm
90° elbow UNEF swivel internal thread		flange		45° elbow external thread			45° elbow UNEF swivel internal thread			
One piece, fast fit, 90 degree elbow fitting with nickel plated brass swivel UNEF internal thread for attachment to circular connectors.		One piece, fast fit 90 degree elbow fitting with nylon swivel flange with 'O' ring face seal.		One piece, fast fit, external threaded 45 degree elbow fitting. Suitable for knockouts.			One piece, fast fit, 45 degree elbow fitting with nickel plated brass swivel UNEF internal thread for attachment to circular connectors.			
IP66		IP66		IP66			IP66			
										
90 Degree UNEF	Thread	90 Degree Flange	45 Degree Metric	45 Degree PG	45 Degree NPT	45 Degree UNEF	Thread			
								10	10.0	
								10		
								11	11.5	
FPA13-BU075-90	(3/4")							13	13.0	
								13		
FPA16-BU075-90	(3/4")	FPA16-FL-90	FPA16-M20-45	FPA16-PG13-45	FPA16-050-45	FPA16-BU100-45	(1")	16	15.8	
FPA16-BU100-90	(1")					FPA16-BU119-45	(1 1/16")	16		
FPA16-BU119-90	(1 1/16")							16		
								16		
								18	18.5	
								18		
								20	20.0	
FPA21-BU100-90	(1")	FPA21-FL-90	FPA21-M20-45	FPA21-PG13-45	FPA21-050-45	FPA21-BU100-45	(1")	21	21.2	
FPA21-BU119-90	(1 1/16")			FPA21-PG16-45		FPA21-BU119-45	(1 1/16")	21		
FPA21-BU138-90	(1 3/8")					FPA21-BU138-45	(1 3/8")	21		
								25	25.0	
FPA28-BU138-90	(1 3/8")	FPA28-FL-90	FPA28-M25-45	FPA28-PG21-45	FPA28-075-45	FPA28-BU138-45	(1 3/8")	28	28.5	
FPA28-BU144-90	(1 7/16")					FPA28-BU144-45	(1 7/16")	28		
FPA34-BU144-90	(1 7/16")	FPA34-FL-90	FPA34-M32-45	FPA34-PG29-45	FPA34-100-45	FPA34-BU144-45	(1 7/16")	34	34.5	
FPA34-BU175-90	(1 3/4")					FPA34-BU175-45	(1 3/4")	34		
FPA42-BU200-90	(2")	FPA42-FL-90	FPA42-M50-45	FPA42-PG36-45	FPA42-150-45	FPA42-BU200-45	(2")	42	42.5	
FPA42-BU225-90	(2 1/4")					FPA42-BU225-45	(2 1/4")	42		
FPA54-BU200-90	(2")	FPA54-FL-90*	FPA54-M50-45		FPA54-150-45	FPA54-BU200-45	(2")	54	54.5	
FPA54-BU225-90	(2 1/4")					FPA54-BU225-45	(2 1/4")	54		
								67	67.0	

## Standards



BS EN IEC 61386





## FPA system nylon

**Construction:** Nylon (PA66) moulded fittings.

## FPA system brass threaded

**Construction:** Nylon (PA66) moulded fitting with nickel plated brass swivel thread. Colour black or grey.



### Fittings

#### FPA45

##### flange

One piece, fast fit 45 degree elbow fitting with nylon swivel flange with 'O' ring face seal.

IP66



45 Degree Flange

#### FPA-FPA

##### coupler

One piece, fast fit, coupler to join corrugated conduits. Also available in FPAX version.

IP66



Coupler

#### FPA-MPC

##### coupler

One piece, fast fit, coupler to join corrugated conduit to rigid conduit.

IP66



Rigid Conduit Coupler

european (NW) sizes  
nominal size (mm)  
OD mm

7	10	10.0
7	10	
8	11	11.5
10	13	13.0
10	13	
10	13	
12	16	15.8
12	16	
12	16	
12	16	
14	18	18.5
14	18	
	20	20.0
17	21	21.2
17	21	
17	21	
	25	25.0
23	28	28.5
23	28	
29	34	34.5
29	34	
36	42	42.5
36	42	
48	54	54.5
48	54	
56	67	67.0

european (NW) sizes	nominal size (mm)	OD mm	FPA45	FPA-FPA	FPA-MPC
7	10	10.0			
7	10				
8	11	11.5			
10	13	13.0			
10	13				
10	13				
12	16	15.8	FPA16-FL-45	FPA16-FPA16	FPA16-MPC16
12	16				
12	16				
12	16				
14	18	18.5			
14	18				
	20	20.0	FPA21-FL-45	FPA20-FPA20 FPA21-FPA21	FPA21-MPC20
17	21	21.2			
17	21				
17	21				
	25	25.0	FPA28-FL-45	FPA25-FPA25 FPA28-FPA28	FPA28-MPC25
23	28	28.5			
23	28				
29	34	34.5	FPA34-FL-45	FPA34-FPA34	FPA34-MPC32
29	34				
36	42	42.5	FPA42-FL-45	FPA42-FPA42	FPA42-MPC40
36	42				
48	54	54.5	FPA54-FL-45	FPA54-FPA54	
48	54				
56	67	67.0			

### Ordering Notes

\* Indicates parts made to order on request

• NPB = Nickel Plated Brass

• Available on request:

- colour grey, other threads
- for brass locknuts and sealing washers see accessories, page 86
- EMC braid clamp version see page 85

# properties

- 1 part fast fit
- IP rating: IP66
- Vibration and shock tested to EN61373 Cat 2
- Tamper resistant
- Can be removed using a screwdriver
- All round teeth give high pull off strength 70kg with FPAH21
- Both 90° and 45° elbows incorporate swept bore to facilitate cable installation and protect cables when installed
- Suitable for fine and coarse pitch conduits
- Temperature range -50°C to +135°C
- Low Fire Hazard (LFH), see page 102
- Halogen, sulphur and phosphorus free
- Available in black or grey (RAL 7031)



## FPA

### straight swivel brass external thread

One piece, fast fit, swivel, nickel plated brass external threaded fitting. Suitable for knockouts or threaded entries.

IP66



NPB Ext Metric

NPB Ext PG

## FPA

### straight swivel brass internal thread

One piece, fast fit, swivel, nickel plated brass internal threaded fitting.

IP66



NPB Int Metric

NPB Int PG

## FPA90

### 90° elbow swivel brass external thread

One piece, fast fit, swivel, 90 degree elbow, nickel plated brass external threaded fitting. Suitable for knockouts or threaded entries.

IP66



NPB Ext Metric

NPB Ext PG

nominal size (mm)  
OD mm  
european (NW) sizes

FPA		FPA		FPA90		nominal size (mm)	OD mm	european (NW) sizes
FPA13-BM16	FPA13-BPG9	FPA13-BFM16	FPA13-BFPG9*	FPA13-BM16-90	FPA13-BPG9-90	10	10.0	7
						10		7
						11	11.5	8
						13	13.0	10
						13		10
						13		10
FPA16-BM16	FPA16-BPG9	FPA16-BFM16	FPA16-BFPG11*	FPA16-BM16-90	FPA16-BPG9-90	16	15.8	12
FPA16-BM20	FPA16-BPG11	FPA16-BFM20	FPA16-BFPG16*	FPA16-BM20-90	FPA16-BPG11-90	16		12
						16		12
						16		12
						16		12
						18	18.5	14
						18		14
						20	20.0	
FPA21-BM20	FPA21-BPG13 FPA21-BPG16	FPA21-BFM20	FPA21-BFPG16*	FPA21-BM20-90	FPA21-BPG13-90 FPA21-BPG16-90	21	21.2	17
						21		17
						21		17
						25	25.0	
FPA28-BM25	FPA28-BPG21	FPA28-BFM25	FPA28-BFPG21*	FPA28-BM25-90	FPA28-BPG21-90	28	28.5	23
						28		23
FPA34-BM32	FPA34-BPG29	FPA34-BFM32	FPA34-BFPG29*	FPA34-BM32-90	FPA34-BPG29-90	34	34.5	29
						34		29
FPA42-BM40	FPA42-BPG36	FPA42-BFM40	FPA42-BFPG36*	FPA42-BM40-90	FPA42-BPG36-90	42	42.5	36
FPA42-BM50				FPA42-BM50-90		42		36
FPA54-BM50	FPA54-BPG48*	FPA54-BFM50		FPA54-BM50-90	FPA54-BPG48-90*	54	54.5	48
FPA54-BM63				FPA54-BM63-90		54		48
FPA67-BM63						67	67.0	56

## Standards



BS EN IEC 61386





# FPA system brass threaded

**Construction:** Nylon (PA66) moulded fitting with nickel plated brass swivel thread. Colour black or grey.



## Fittings

### FPA90

#### 90° elbow swivel brass internal thread

One piece, fast fit, swivel, 90 degree elbow, nickel plated brass internal threaded fitting.



NPB Int Metric

NPB Int PG

### FPA45

#### 45° elbow swivel brass external thread

One piece, fast fit, swivel, 45 degree elbow, nickel plated brass external threaded fitting. Suitable for knockouts or threaded entries.



NPB Ext Metric

NPB Ext PG

### FPA45

#### 45° elbow swivel brass internal thread

One piece, fast fit, swivel, 45 degree elbow, nickel plated brass internal threaded fitting.



NPB Int Metric

NPB Int PG

European (NW) sizes  
nominal size (mm)  
OD mm

7	10	10.0							
7	10								
8	11	11.5							
10	13	13.0	FPA13-BFM16-90	FPA13-BFPG9-90*					
10	13								
10	13								
12	16	15.8	FPA16-BFM16-90	FPA16-BFPG11-90*	FPA16-BM16-45	FPA16-BPG13-45	FPA16-BFM20-45	FPA16-BFPG16-45*	
12	16		FPA16-BFM20-90	FPA16-BFPG16-90*	FPA16-BM20-45	FPA16-BPG16-45			
12	16								
12	16								
14	18	18.5							
14	18								
	20	20.0							
17	21	21.2	FPA21-BFM20-90	FPA21-BFPG16-90*	FPA21-BM20-45	FPA21-BPG13-45	FPA21-BFM20-45	FPA21-BFPG16-45*	
17	21					FPA21-BPG16-45			
17	21								
	25	25.0							
23	28	28.5	FPA28-BFM25-90	FPA28-BFPG21-90*	FPA28-BM25-45	FPA28-BPG21-45	FPA28-BFM25-45	FPA28-BFPG21-45*	
23	28								
29	34	34.5	FPA34-BFM32-90	FPA34-BFPG29-90*	FPA34-BM32-45	FPA34-BPG29-45	FPA34-BFM32-45	FPA34-BFPG29-45*	
29	34								
36	42	42.5	FPA42-BFM50-90	FPA42-BFPG36-90*	FPA42-BM40-45	FPA42-BPG36-45	FPA42-BFM50-45	FPA42-BFPG36-45*	
36	42				FPA42-BM50-45				
48	54	54.5	FPA54-BFM50-90		FPA54-BM50-45	FPA54-BPG48-45	FPA54-BFM50-45		
48	54				FPA54-BM63-45				
56	67	67.0							

## Ordering Notes

\* Indicates parts made to order on request

• NPB = Nickel Plated Brass

• Available on request:

- colour grey, other threads
- for brass locknuts and sealing washers see accessories, page 86
- EMC braid clamp version, see page 85

# properties

- 1 part fast fit
- IP rating: of conduit & fitting: IP66  
of cable gland: IP68 (10 bar) + IP69
- Vibration and shock tested to EN61373 Cat 2
- Tamper resistant
- Can be removed using a screwdriver
- All round teeth give high pull off strength 70kg with FPAH21
- Both 90° and 45° elbows incorporate swept bore to facilitate cable installation and protect cables when installed

- Suitable for fine and coarse pitch conduits
- Temperature range: conduit fitting: -50°C to +135°C  
cable gland: -40°C to +100°C static  
-20°C to +100°C dynamic
- Low Fire Hazard (LFH), see page 102
- Halogen, sulphur and phosphorus free
- Refer to accessories for clamping range page 87



**FPA** NEW

**cable gland**

One piece, fast fit, swivel, nickel plated brass external threaded cable gland fitting. Suitable for knockouts or threaded entries.

IP66

NPB Metric      NPB PG

**FPA90** NEW

**cable gland**

One piece, fast fit, swivel, 90 degree elbow, nickel plated brass external threaded cable gland fitting. Suitable for knockouts or threaded entries.

IP66

NPB Metric

**FPA45** NEW

**cable gland**

One piece, fast fit, swivel, 45 degree elbow, nickel plated brass external threaded cable gland fitting. Suitable for knockouts or threaded entries.

IP66

NPB Metric

				nominal size (mm)	OD mm	European (NW) sizes
				10	10.0	7
				10		7
				11	11.5	8
				13	13.0	10
				13		10
				13		10
FPA13-BM16-CG		FPA13-BM16-CG-90		16	15.8	12
FPA16-BM16-CG	FPA16-BPG11-CG*	FPA16-BM16-CG-90	FPA16-BM20-CG-45	16		12
FPA16-BM20-CG	FPA16-BPG16-CG*	FPA16-BM20-CG-90		16		12
				16		12
				16		12
				18	18.5	14
				18		14
				20	20.0	
FPA21-BM20-CG	FPA21-BPG16-CG*	FPA21-BM20-CG-90	FPA21-BM20-CG-45	21	21.2	17
				21		17
				21		17
				25	25.0	
FPA28-BM25-CG	FPA28-BPG21-CG*	FPA28-BM25-CG-90	FPA28-BM25-CG-45	28	28.5	23
				28		23
FPA34-BM32-CG	FPA34-BPG29-CG*	FPA34-BM32-CG-90	FPA34-BM32-CG-45	34	34.5	29
				34		29
FPA42-BM40-CG	FPA42-BPG36-CG*	FPA42-BM40-CG-90	FPA42-BM40-CG-45	42	42.5	36
				42		36
FPA54-BM50-CG*		FPA54-BM50-CG-90*	FPA54-BM50-CG-45*	54	54.5	48
				54		48
				67	67.0	56

## Standards



BS EN IEC 61386





# FPAX system nylon

**Construction:** Nylon (PA66) moulded fitting incorporating internal elastomeric seal. Colour black or grey on request\*.



## Fittings

### FPAX

#### straight external thread

Fast fit, external threaded fitting with additional conduit seal. Suitable for knockouts or threaded entries.



### FPAX

#### straight UNEF swivel internal thread

Fast fit fitting with nickel plated brass swivel UNEF internal thread for attachment to circular connectors with additional conduit seal.



### FPAX

#### flange

Fast fit fitting with nylon swivel flange with additional conduit seal and with 'O' ring face seal.



European (NW) sizes  
nominal size (mm)  
OD mm

European (NW) sizes	nominal size (mm)	OD mm	Ext Metric	Ext PG	Ext NPT	Int UNEF	Thread	Flange
7	10	10.0						
7	10							
8	11	11.5						
10	13	13.0	FPAX13-M16	FPAX13-PG9				
10	13							
10	13							
12	16	15.8	FPAX16-M16	FPAX16-PG9	FPAX16-038	FPAX16-BU075	(3/4")	FPAX16-FL
12	16		FPAX16-M20	FPAX16-PG11	FPAX16-050	FPAX16-BU100	(1")	
12	16			FPAX16-PG13		FPAX16-BU119	(1 3/16")	
12	16			FPAX16-PG16				
14	18	18.5						
14	18							
	20	20.0						
17	21	21.2	FPAX21-M20	FPAX21-PG13	FPAX21-050	FPAX21-BU100	(1")	FPAX21-FL
17	21			FPAX21-PG16		FPAX21-BU119	(1 3/16")	
17	21					FPAX21-BU138	(1 3/8")	
	25	25.0						
23	28	28.5	FPAX28-M25	FPAX28-PG21	FPAX28-075	FPAX28-BU138	(1 3/8")	FPAX28-FL
23	28		FPAX28-M32	FPAX28-PG29		FPAX28-BU144	(1 7/16")	
29	34	34.5	FPAX34-M32	FPAX34-PG29	FPAX34-100	FPAX34-BU144	(1 7/16")	FPAX34-FL
29	34		FPAX34-M40					
36	42	42.5	FPAX42-M40	FPAX42-PG36	FPAX42-125	FPAX42-BU200	(2")	FPAX42-FL
36	42		FPAX42-M50		FPAX42-150	FPAX42-BU225	(2 1/4")	
48	54	54.5	FPAX54-M50	FPAX54-PG42	FPAX54-150	FPAX54-BU200	(2")	
48	54		FPAX54-M63	FPAX54-PG48	FPAX54-200	FPAX54-BU225	(2 1/4")	
56	67	67.0						

## Ordering Notes

\* Indicates parts made to order on request

• NPB = Nickel Plated Brass

• **Available on request:**

- colour grey, other threads
- for brass locknuts and sealing washers see accessories, page 86
- EMC braid clamp version, see page 85

# properties

- Fast fit
- Supplied with additional conduit seal and retained face seal
- Face seal details:
  - Nylon and Brass external threads supplied with Polyester elastomer washer
  - UNEF and Flange supplied with O-ring
- IP rating: IP66 + IP67 + IP68 (2 bar) + IP69
- Vibration and shock tested to EN61373 Cat 2
- Tamper resistant
- Can be removed using a screwdriver
- All round teeth give high pull off strength 70kg with FPAH21
- Both 90° and 45° elbows incorporate swept bore to facilitate cable installation and protect cables when installed
- Suitable for fine and coarse pitch conduits
- Temperature range -50°C to +135°C
- Metric nylon threads supplied complete with locknuts
- Swivel UNEF threads allow assembly to military style electrical connectors without twisting of cables and includes sealing 'O' ring face seal
- Low Fire Hazard (LFH), see page 102
- Halogen, sulphur and phosphorus free



## FPAX90

### 90° elbow external thread

Fast fit, external threaded 90 degree elbow fitting with additional conduit seal. Suitable for knockouts.

IP66 IP67 IP68 IP69



Ext Metric

Ext PG

Ext NPT

## FPAX90

### 90° elbow UNEF swivel internal thread

Fast fit, 90 degree elbow fitting with nickel plated brass swivel UNEF internal thread for attachment to circular connectors with additional conduit seal.

IP66 IP67 IP68 IP69



Int UNEF

Thread

## FPAX90

### flange

Fast fit 90 degree elbow fitting with nylon swivel flange with additional conduit seal with 'O' ring face seal.

IP66 IP67 IP68 IP69



Flange

nominal size (mm)

OD mm

European (NWI) sizes

FPAX13-M16-90		FPAX13-PG9-90						10	10.0	7
								10		7
								11	11.5	8
								13	13.0	10
								13		10
								13		10
FPAX16-M16-90		FPAX16-PG9-90		FPAX16-050-90		FPAX16-BU075-90		16	15.8	12
FPAX16-M20-90		FPAX16-PG11-90				FPAX16-BU100-90		16		12
		FPAX16-PG13-90				FPAX16-BU119-90		16		12
								16		12
								16		12
								16		12
								18	18.5	14
								18		14
								20	20.0	
FPAX21-M20-90		FPAX21-PG13-90		FPAX21-050-90		FPAX21-BU100-90		21	21.2	17
		FPAX21-PG16-90				FPAX21-BU119-90		21		17
						FPAX21-BU138-90		21		17
								21		17
								25	25.0	
FPAX28-M25-90		FPAX28-PG21-90		FPAX28-075-90		FPAX28-BU138-90		28	28.5	23
						FPAX28-BU144-90		28		23
						FPAX28-BU144-90		28		23
								28		23
FPAX34-M32-90		FPAX34-PG29-90		FPAX34-100-90		FPAX34-BU144-90		34	34.5	29
								34		29
								34		29
								34		29
FPAX42-M40-90		FPAX42-PG36-90		FPAX42-125-90		FPAX42-BU200-90		42	42.5	36
FPAX42-M50-90				FPAX42-150-90		FPAX42-BU225-90		42		36
FPAX54-M50-90		FPAX54-PG48-90		FPAX54-150-90		FPAX54-BU200-90		54	54.5	48
FPAX54-M63-90				FPAX54-200-90		FPAX54-BU225-90		54		48
								54		48
								67	67.0	56

## Standards



BS EN IEC 61386





# FPAX system nylon & brass threaded



**Construction:** Nylon (PA66) moulded fitting incorporating internal elastomeric seal.

**Construction:** Nylon (PA66) moulded fitting with swivel metal thread. External and internal metallic threads are made from nickel plated brass and incorporate an internal elastomeric seal. Colour black, grey on request\*.

## Fittings

### FPAX45

#### 45° elbow external thread

Fast fit, external threaded 45 degree elbow fitting with additional conduit seal. Suitable for knockouts.



Ext Metric      Ext PG      Ext NPT

### FPAX45

#### 45° elbow UNEF swivel internal thread

Fast fit, 45 degree elbow fitting with nickel plated brass swivel UNEF internal thread for attachment to circular connectors with additional conduit seal.



Int UNEF      Thread

### FPAX45

#### flange

Fast fit 45 degree elbow fitting with nylon swivel flange with additional conduit seal and 'O' ring face seal.



Flange

european (NW) sizes	nominal size (mm)	OD mm	FPAX45 45° elbow external thread			FPAX45 45° elbow UNEF swivel internal thread		FPAX45 flange
			Ext Metric	Ext PG	Ext NPT	Int UNEF	Thread	Flange
7	10	10.0						
7	10							
8	11	11.5						
10	13	13.0						
10	13							
10	13							
12	16	15.8	FPAX16-M20-45	FPAX16-PG13-45	FPAX16-050-45	FPAX16-BU100-45	(1")	FPAX16-FL-45
12	16					FPAX16-BU119-45	(1½")	
12	16							
12	16							
12	16							
14	18	18.5						
14	18							
	20	20.0						
17	21	21.2	FPAX21-M20-45	FPAX21-PG13-45	FPAX21-050-45	FPAX21-BU100-45	(1")	FPAX21-FL-45
17	21			FPAX21-PG16-45		FPAX21-BU119-45	(1½")	
17	21					FPAX21-BU138-45	(1½")	
	25	25.0						
23	28	28.5	FPAX28-M25-45	FPAX28-PG21-45	FPAX28-075-45	FPAX28-BU138-45	(1½")	FPAX28-FL-45
23	28					FPAX28-BU144-45	(1½")	
29	34	34.5	FPAX34-M32-45	FPAX34-PG29-45	FPAX34-100-45	FPAX34-BU144-45	(1½")	FPAX34-FL-45
29	34							
36	42	42.5	FPAX42-M50-45	FPAX42-PG36-45	FPAX42-150-45	FPAX42-BU200-45	(2")	FPAX42-FL-45
36	42					FPAX42-BU225-45	(2½")	
48	54	54.5	FPAX54-M50-45		FPAX54-150-45	FPAX54-BU200-45	(2")	
48	54					FPAX54-BU225-45	(2½")	
56	67	67.0						

## Ordering Notes

- Specify black or grey (B=Black, G=Grey)  
eg: FPAX16-M20-45B
- NPB = Nickel Plated Brass
- Available on request:
  - colour grey, other threads
  - for brass locknuts and sealing washers see accessories, page 86
  - EMC braid clamp version, see page 85



# properties

- Fast fit
- Supplied with additional conduit seal and retained face seal
- Face seal details:
  - Nylon and Brass external threads supplied with Polyester elastomer washer
  - UNEF and Flange supplied with O-ring
- IP rating: IP66 + IP67 + IP68 (2 bar) + IP69
- Vibration and shock tested to EN61373 Cat 2
- Tamper resistant
- Can be removed using a screwdriver
- All round teeth give high pull off strength 70kg with FPAH21
- Both 90° and 45° elbows incorporate swept bore to facilitate cable installation and protect cables when installed
- Suitable for fine and coarse pitch conduits
- Temperature range -50°C to +135°C
- Metric nylon threads supplied complete with locknuts
- Swivel UNEF threads allow assembly to military style electrical connectors without twisting of cables and includes sealing 'O' ring face seal
- Low Fire Hazard (LFH), see page 102
- Halogen, sulphur and phosphorus free

## FPAX

### straight swivel brass external thread

Fast fit, swivel, nickel plated brass external threaded fitting with additional conduit seal. Suitable for knockouts or threaded entries.

IP66 IP67 IP68 IP69



NPB Ext Metric

NPB Ext PG

## FPAX

### straight swivel brass internal thread

Fast fit, swivel, nickel plated brass internal threaded fitting with additional conduit seal.

IP66 IP67 IP68 IP69



NPB Int Metric

NPB Int PG

## FPAX90

### 90° elbow swivel brass external thread

Fast fit, swivel, 90 degree elbow, nickel plated brass external threaded fitting with additional conduit seal. Suitable for knockouts or threaded entries.

IP66 IP67 IP68 IP69



NPB Ext Metric

NPB Ext PG

nominal size (mm)  
OD mm  
european (NW) sizes

FPAX		FPAX		FPAX90		nominal size (mm)	OD mm	european (NW) sizes
FPAX13-BM16	FPAX13-BPG9	FPAX13-BFM16	FPAX13-BFPG9*	FPAX13-BM16-90	FPAX13-BPG9-90	10	10.0	7
						10		7
						11	11.5	8
						13	13.0	10
						13		10
						13		10
FPAX16-BM16	FPAX16-BPG9	FPAX16-BFM16	FPAX16-BFPG11*	FPAX16-BM16-90	FPAX16-BPG9-90	16	15.8	12
FPAX16-BM20	FPAX16-BPG11	FPAX16-BFM20	FPAX16-BFPG16*	FPAX16-BM20-90	FPAX16-BPG11-90	16		12
						16		12
						16		12
						16		12
						18	18.5	14
						18		14
						20	20.0	
FPAX21-BM20	FPAX21-BPG13	FPAX21-BFM20	FPAX21-BFPG16*	FPAX21-BM20-90	FPAX21-BPG13-90	21	21.2	17
	FPAX21-BPG16				FPAX21-BPG16-90	21		17
						21		17
						25	25.0	
FPAX28-BM25	FPAX28-BPG21	FPAX28-BFM25	FPAX28-BFPG21*	FPAX28-BM25-90	FPAX28-BPG21-90	28	28.5	23
						28		23
FPAX34-BM32	FPAX34-BPG29	FPAX34-BFM32	FPAX34-BFPG29*	FPAX34-BM32-90	FPAX34-BPG29-90	34	34.5	29
						34		29
FPAX42-BM40	FPAX42-BPG36	FPAX42-BFM40	FPAX42-BFPG36*	FPAX42-BM40-90	FPAX42-BPG36-90	42	42.5	36
FPAX42-BM50				FPAX42-BM50-90		42		36
FPAX54-BM50	FPAX54-BPG48*	FPAX54-BFM50		FPAX54-BM50-90	FPAX54-BPG48-90*	54	54.5	48
FPAX54-BM63				FPAX54-BM63-90		54		48
						67	67.0	56

## Standards



BS EN IEC 61386





# FPAX system brass threaded

**Construction:** Nylon (PA66) moulded fitting with swivel metal thread. External and internal metallic threads are made from nickel plated brass and incorporate an internal elastomeric seal. Colour black, grey on request\*.



## Fittings

			FPAX90		FPAX45		FPAX45	
			90° elbow swivel brass internal thread		45° elbow swivel brass external thread		45° elbow swivel brass internal thread	
			Fast fit, swivel, 90 degree elbow, nickel plated brass internal threaded fitting with additional conduit seal.		Fast fit, swivel, 45 degree elbow, nickel plated brass external threaded fitting with additional conduit seal. Suitable for knockouts or threaded entries.		Fast fit, swivel, 45 degree elbow, nickel plated brass internal threaded fitting with additional conduit seal.	
			IP66 IP67 IP68 IP69		IP66 IP67 IP68 IP69		IP66 IP67 IP68 IP69	
European (NW) sizes	nominal size (mm)	OD mm	NPB Int Metric	NPB Int PG	NPB Ext Metric	NPB Ext PG	NPB Int Metric	NPB Int PG
7	10	10.0						
7	10							
8	11	11.5						
10	13	13.0	FPAX13-BFM16-90	FPAX13-BFPG9-90*				
10	13							
10	13							
12	16	15.8	FPAX16-BFM16-90	FPAX16-BFPG11-90*	FPAX16-BM16-45	FPAX16-BPG13-45	FPAX16-BFM20-45	FPAX16-BFPG16-45*
12	16		FPAX16-BFM20-90	FPAX16-BFPG16-90*	FPAX16-BM20-45	FPAX16-BPG16-45		
12	16							
12	16							
14	18	18.5						
14	18							
	20	20.0						
17	21	21.2	FPAX21-BFM20-90	FPAX21-BFPG16-90*	FPAX21-BM20-45	FPAX21-BPG13-45	FPAX21-BFM20-45	FPAX21-BFPG16-45*
17	21					FPAX21-BPG16-45		
17	21							
	25	25.0						
23	28	28.5	FPAX28-BFM25-90	FPAX28-BFPG21-90*	FPAX28-BM25-45	FPAX28-BPG21-45	FPAX28-BFM25-45	FPAX28-BFPG21-45*
23	28							
29	34	34.5	FPAX34-BFM32-90	FPAX34-BFPG29-90*	FPAX34-BM32-45	FPAX34-BPG29-45	FPAX34-BFM32-45	FPAX34-BFPG29-45*
29	34							
36	42	42.5	FPAX42-BFM50-90	FPAX42-BFPG36-90*	FPAX42-BM40-45	FPAX42-BPG36-45	FPAX42-BFM50-45	FPAX42-BFPG36-45*
36	42				FPAX42-BM50-45			
48	54	54.5	FPAX54-BFM50-90		FPAX54-BM50-45	FPAX54-BPG48-45*	FPAX54-BFM50-45	
48	54				FPAX54-BM63-45			
56	67	67.0						

## Ordering Notes

- NPB = Nickel Plated Brass
  - Available on request:
    - colour grey, other threads
    - for brass locknuts and sealing washers see accessories, page 86
    - EMC braid clamp version, see page 85
- \* Indicates parts made to order on request

# properties

- Fast fit
- Supplied with additional conduit seal & retained face seal
- Face seal details:
  - Nylon and Brass external threads supplied with Polyester elastomer washer
  - UNEF and Flange supplied with O-ring
- IP rating: for conduit & fitting IP66 + IP67 + IP68 (2 bar) + IP69 + IP69 for cable gland: IP68 (10 bar)+IP69
- Vibration and shock tested to EN61373 Cat 2
- Tamper resistant
- Both 90° and 45° elbows incorporate swept bore to facilitate cable installation and protect cables when installed
- Can be removed using a screwdriver
- All round teeth give high pull off strength 70kg with FPAH21
- Both 90° and 45° elbows incorporate swept bore to facilitate cable installation and protect cables when installed
- Suitable for fine and coarse pitch conduits
- Temperature range:
  - conduit fitting: -50°C to +135°C
  - cable gland: -40°C to +100°C static  
-20°C to +100°C dynamic
- Low Fire Hazard (LFH), see page 102
- Halogen, sulphur and phosphorus free
- Refer to accessories for clamping range page 87

## FPAX

NEW

### cable gland

Fast fit, swivel, nickel plated brass external threaded cable gland fitting with additional conduit seal. Suitable for knockouts or threaded entries.

IP66 IP67 IP68 IP69



NPB Metric

NPB PG

## FPAX90

NEW

### cable gland

Fast fit, swivel, 90 degree elbow, nickel plated brass external threaded cable gland fitting with additional conduit seal. Suitable for knockouts or threaded entries.

IP66 IP67  
IP68 IP69



NPB Metric

## FPAX45

NEW

### cable gland

Fast fit, swivel, 45 degree elbow, nickel plated brass external threaded cable gland fitting with additional conduit seal. Suitable for knockouts or threaded entries.

IP66 IP67 IP68 IP69



NPB Metric

nominal size (mm)  
OD mm  
european (NW) sizes

FPAX		FPAX90		FPAX45		nominal size (mm)	OD mm	european (NW) sizes
						10	10.0	7
						10		7
						11	11.5	8
						13	13.0	10
						13		10
						13		10
FPAX13-BM16-CG		FPAX13-BM16-CG-90				16	15.8	12
FPAX16-BM16-CG	FPAX16-BPG11-CG*	FPAX16-BM16-CG-90		FPAX16-BM20-CG-45		16		12
FPAX16-BM20-CG	FPAX16-BPG16-CG*	FPAX16-BM20-CG-90				16		12
						16		12
						16		12
						18	18.5	14
						18		14
						20	20.0	
FPAX21-BM20-CG	FPAX21-BPG16-CG*	FPAX21-BM20-CG-90		FPAX21-BM20-CG-45		21	21.2	17
						21		17
						21		17
						25	25.0	
FPAX28-BM25-CG	FPAX28-BPG21-CG*	FPAX28-BM25-CG-90		FPAX28-BM25-CG-45		28	28.5	23
						28		23
FPAX34-BM32-CG	FPAX34-BPG29-CG*	FPAX34-BM32-CG-90		FPAX34-BM32-CG-45		34	34.5	29
						34		29
FPAX42-BM40-CG	FPAX42-BPG36-CG*	FPAX42-BM40-CG-90		FPAX42-BM40-CG-45		42	42.5	36
						42		36
FPAX54-BM50-CG*		FPAX54-BM50-CG-90*		FPAX54-BM50-CG-45*		54	54.5	48
						54		48
						67	67.0	56

## Standards

## Technical Drawing



BS EN IEC 61386





# FPA & FPAX T Pieces and Dividers

NEW

**Construction:** Nylon (PA66) moulded fitting. FPA colour black or grey as standard. FPAX incorporate internal elastomeric seal(s). Colour black, grey on request.\*



## Fittings

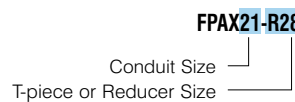
FPA			FPA <span>NEW</span>			Reducer/ Stop Plug		
<b>T piece with inspection lid</b> Fast fit T piece with inspection lid.			<b>Reducing divider</b> Fast fit reducing divider			Fitting to reduce or blank off any outlets.		
IP66			IP66			IP66		
								
European (NW) sizes	Conduit In (mm)	Conduit Out x 2 for divider						
12	16	13	FPA16T	FPA16-13-13	FPA13-R16 SP-R16			
			FPA20T					
17	21	16	FPA21T	FPA21-16-16	FPA16-R21 FPA13-R21 SP-R21			
23	28	21	FPA28T	FPA28-21-21	FPA25-R28 FPA21-R28 FPA20-R28 FPA16-R28 FPA13-R28 SP-R28			
29	34	28	FPA34T	FPA34-28-28	FPA28-R34 FPA21-R34 FPA16-R34 SP-R34			
36			FPA42T		FPA34-R42 FPA28-R42 FPA21-R42			

## Ordering Notes

\* Indicates parts made to order on request and may be subject to MOQ and lead time

- Available on request:
- other colours

### How to read the fittings code



# properties

- Fast fit
- IP rating: FPA IP66
  - FPAX IP66 + IP67 + IP68 (2 bar)
  - FPAX Divider IP66 + IP67 + IP68 (2 bar) +IP69
- Maintains all the benefits of FPA and FPAX fittings
- Vibration and shock tested to EN61373 Cat 2
- Tamper resistant
- All round teeth give high pull off strength
- Low Fire Hazard (LFH), see page 102
- Halogen, sulphur & phosphorous free
- Inspection lid facilitates pull through of cables easing installation on the T-piece
- Rounded internal corners protect cable insulation during installation and use
- Incorporates mounting lugs to aid secure fixing



## FPAX

### T piece with inspection lid

Fast fit T piece with inspection lid and additional seals for enhanced IP rating.

IP66 IP67 IP68



European (NW) sizes  
Conduit In  
Conduit Out x 2 for divider

## FPAX

NEW

### Divider

Fast fit reducing divider with additional seals for enhanced IP ratings

IP66 IP67 IP68 IP69



## Reducer/ Stop Plug

Fitting to reduce or blank off any outlets.

IP66 IP67 IP68



12	16	13	FPAX16T	FPAX16-13-13	FPAX13-R16
17	21	16	FPAX21T	FPAX21-16-16	FPAX16-R21 SP-R21
23	28	21	FPAX28T	FPAX28-21-21	FPAX21-R28 FPAX16-R28 SP-R28
29	34	28	FPAX34T	FPAX34-28-28	FPAX28-R34 FPAX21-R34 FPAX16-R34
36			FPAX42T		FPAX34-R42 FPAX28-R42 FPAX21-R42



## Standards



BS EN IEC 61386





# Flexilok<sup>®</sup> system

**Construction:** Nylon (PA66) moulded fitting.

- One piece fast fit
- Slim design
- IP rating: IP66
- Anti-vibration and tamper resistant
- Pull off strength with:
  - (FLK21 - FPAS21 25kg)
  - (FLK21 - FPAL21 20kg)
- Can be removed using a screwdriver
- Suitable for fine and coarse pitch conduits
- Temperature range -40°C to +120°C
- **Metric threads supplied complete with locknuts**
- Low Fire Hazard (LFH), see page 102
- Halogen, sulphur and phosphorus free
- Available in black, grey (RAL 7031) and white, see page 41
- 42mm and 54mm feature 4 teeth for added strength



IP66

## Fittings

### FLK

NEW

#### straight external thread

Nylon, one piece, slim, fast fit, external threaded fitting suitable for knockouts or threaded entries.

IP66



### FLK

NEW

#### Push in

Simple, one piece, push in fitting suitable for knockouts with no need for locknuts. Ideal for use when enclosure access is restricted.

IP66



### FLK-FLK

#### coupler

One piece, slim, fast fit coupler for joining 2 conduits together.

IP66



European (NW) sizes  
nominal size (mm)  
OD mm

European (NW) sizes	nominal size (mm)	OD mm	Ext Metric	Ext PG		Coupler
7	10	10.0	FLK10-M12	FLK10-PG7		
7	10					
8	11	11.5				
10	13	13.0	FLK13-M16	FLK13-PG9		
10	13					
10	13					
12	16	15.8	FLK16-M16	FLK16-PG11	FLK16-PL20	FLK16-FLK16
12	16		FLK16-M20	FLK16-PG13		
12	16					
12	16					
14	18	18.5				
14	18					
	20	20.0	FLK20-M20		FLK20-PL20	FLK20-FLK20
17	21	21.2	FLK21-M20	FLK21-PG16	FLK21-PL20	FLK21-FLK21
17	21					
17	21					
	25	25.0	FLK25-M25		FLK25-PL25	FLK25-FLK25
23	28	28.5	FLK28-M25	FLK28-PG21	FLK28-PL25	FLK28-FLK28
23	28					
29	34	34.5	FLK34-M32	FLK34-PG29	FLK34-PL32	FLK34-FLK34
29	34					
36	42	42.5	FLK42-M40	FLK42-PG36		
36	42		FLK42-M50			
48	54	54.5	FLK54-M50	FLK54-PG48		
48	54		FLK54-M63			
56	67	67.0				

## Ordering Notes

- Specify black or grey (B=Black, G=Grey) eg. FLK20-M20B
- For white version see page 69
- Details for removal tools can be found on page 89

## Also Available

- Push in fitting removal tool - see accessories page 89
- Brass threaded versions
- Two teeth version of 42mm and 54mm available on request

## Removal Tool



NOTE: 42mm and 54mm require a removal tool to aid removal if necessary see page 89.

# properties

- One piece fast fit
- Slim design
- IP rating: IP66
- Anti-vibration and tamper resistant
- Pull off strength with:
  - (FLK21 - FPAS21 25kg)
  - (FLK21 - FPAL21 20kg)
  - (FLK20-PP - FPP20 13kg)
- Can be removed using a screwdriver
- Suitable for fine and coarse pitch conduits
- Temperature range -40°C to +120°C
- **Metric threads supplied complete with locknuts**
- Halogen, sulphur and phosphorus free
- Available in black, grey (RAL 7031) and white, see page 41



## FLK90

### 90° elbow external thread

One piece, slim, fast fit, external threaded 90 degree elbow fitting suitable for knockouts.

IP66



Ext Metric

Ext PG

## FLK45

NEW

### 45° elbow external thread

One piece, slim, fast fit, external threaded 45 degree elbow fitting suitable for knockouts.

IP66



Ext Metric

## FLK-PP

### straight external thread

Polypropylene, one piece, slim, fast fit, external threaded fitting suitable for knockouts or threaded entries.

IP66



Ext Metric (PP)

nominal size (mm)  
OD mm  
european (NW) sizes

FLK90		FLK45		FLK-PP		nominal size (mm)	OD mm	european (NW) sizes
						10	10.0	7
						10	7	7
						11	11.5	8
						13	13.0	10
						13		10
						13		10
FLK16-M16-90	FLK16-PG11-90	FLK16-M16-45		FLK16-M16-PP		16	15.8	12
FLK16-M20-90		FLK16-M20-45				16		12
						16		12
						16		12
						18	18.5	14
						18		14
FLK20-M20-90		FLK20-M20-45		FLK20-M20-PP		20	20.0	
FLK21-M20-90	FLK21-PG16-90	FLK21-M20-45				21	21.2	17
						21		17
						21		17
FLK25-M25-90		FLK25-M25-45		FLK25-M25-PP		25	25.0	
FLK28-M25-90	FLK28-PG21-90	FLK28-M25-45				28	28.5	23
						28		23
FLK34-M32-90	FLK34-PG29-90	FLK34-M32-45		FLK34-M32-PP		34	34.5	29
						34		29
						42	42.5	36
						42		36
						54	54.5	48
						54		48
						67	67.0	56

## Standards





# FPL system

## upvc corrugated pliable conduit

IP40

IP66

IP67

### Conduit

#### FPL

**Construction:** Standard weight, upvc, corrugated pliable conduit. Colour black, grey (RAL 7045) or white. (see page 41 in certain sizes.)

**Typical Applications:** Static connections in buildings.

- High compression strength
- Bends to a small radius
- IP rating:
  - IP40 with MP and T fittings
  - IP66 with FLK fittings
  - IP67 with MPS fittings
- Temperature range
  - 5°C to +70°C
- Self extinguishing
- UV resistant (black)
- Tensile strength:
  - FLK20 25kg
  - MP20 20kg
  - MPS20 15kg

### Fittings

#### FLK

**straight external thread**

One piece, slim, fast fit, nylon external threaded fitting suitable for knockouts or threaded entries.

IP66

#### FLK90

**90° elbow external thread**

One piece, slim, fast fit, nylon external threaded 90 degree elbow fitting suitable for knockouts.

IP66

#### MP

**straight external thread**

Straight nylon compression fitting external thread including locknut.

IP40

#### MPS

**straight external thread**

Straight nylon compression fitting with seal external thread including locknut.

IP67



MP shown

nominal size (mm)	FPL part number	reel length (m)	outside dia (mm)	inside dia (mm)	min inside bend radius (mm)
16	FPL16	100	16.0	12.0	25
20	FPL20	50, 100	20.0	15.0	30
25	FPL25	50	25.0	19.5	40
34	FPL34	25	34.5	27.9	50

metric thread part number	metric thread part number	metric thread part number	metric thread part number
FLK16-M16	FLK16-M16-90	MP-16-M16	MPS-16-M16
FLK16-M20	FLK16-M20-90	MP-16-M20	MPS-16-M20
FLK20-M20	FLK20-M20-90	MP-20-M20	MPS-20-M20
FLK25-M25	FLK25-M25-90	MP-25-M25	MPS-25-M25
FLK34-M32	FLK34-M32-90	MP-32-M32	MPS-32-M32

\* Push in fittings available on page 38

### Ordering Notes

- Specify black or grey (B = Black, G = Grey)
- FPL can be used with FPA fittings
- Available on request:
  - longer lengths and bulk packaging
  - cut lengths and assemblies, additional sizes
  - alternative threads, other colours

### Don't Forget



See page 45

### Standards

BS EN IEC 61386





# White Products

**Construction:** Polypropylene or upvc conduit system with nylon straight, 90° elbow, coupler and conduit clips options.



NEW

## Conduit

## Fittings

### FPP

For details see page 22

IP66

### FPL

For details see page 40

IP66

nominal size (mm)	OD mm	FPP 50m coil	FPL 50m & 100m coil
20	20.0	FPP20W-50M	FPL20W-100M
25	25.0	FPP25W-50M	FPL25W-50M
34	34.5	FPP34W-50M	

### FLK

#### straight external thread

One piece, slim, fast fit, external threaded fitting suitable for knockouts or threaded entries.

IP66

### FLK-90

#### 90° elbow external thread

One piece, slim, fast fit, external threaded 90 degree elbow fitting suitable for knockouts.

IP66

### FLK-FLK

#### 90° elbow external thread

One piece, slim, fast fit, external threaded 90 degree elbow fitting suitable for knockouts.

IP66

### FCL

#### nylon corrugated conduit clip with integral lid

Nylon PA66 conduit clip with integral lid for increased security. Incorporates internal ribs to prevent conduit from pulling through.

### FCL-P

#### nylon plain conduit clip with integral lid

Nylon PA66 conduit clip with integral lid for increased security and plain internal diameter for use with rigid conduit or smoothbore flexible conduit.



Ext Metric	Ext Metric			
FLK20-M20W	FLK20-M20-90W	FLK20-FLK20W	FCL20W	FCL20W-P
FLK25-M25W	FLK25-M25-90W	FLK25-FLK25W	FCL25W	FCL25W-P
FLK34-M32W				

## PVC - Contractor pack white

NEW

FPL-CP20W	M20 thread
FPL-CP25W	M25 thread



- 10m of FPL white conduit
- 10 x Flexilok® fittings
- 10 x Locknuts

## Cable Glands white

IP68



Thread No.	White Part No.	Thread Length (mm)	Cable Dia (min) (mm)	Cable Dia (max) (mm)	Spanner Size (mm)	Pack Quantity
M16	CGM16W	11	5	10	22	100
M20	CGM20SW	11	6	12	24	100
M20	CGM20W	11	10	14	27	100
M25	CGM25W	11	13	18	33	50

supplied with locknut  
For other colours see page 87

## Standards





# FPY, FPYS, FPYL, FPYLS system

## corrugated flexible conduit properties

- Highly flexible and high fatigue life
- High impact strength and recovers if crushed
- Temperature range -40°C to +120°C
- Highly resistant to solvents and oils
- Self extinguishing (FPY and FPYS)
- Halogen, sulphur and phosphorus free

### Conduit

FPY	FPYS	FPYL	FPYLS
<p><b>Construction:</b> Nylon (PA6) corrugated flexible conduit. Colour black.</p> <p><b>Typical Applications:</b> Automotive</p>	<p><b>Construction:</b> Slit nylon (PA6) corrugated flexible conduit. Colour black.</p> <p><b>Typical Applications:</b> Automotive looms, harnesses and retrofit.</p>	<p><b>Construction:</b> Nylon (PA6) corrugated flexible conduit. Colour black.</p> <p><b>Typical Applications:</b> Lightweight automotive.</p>	<p><b>Construction:</b> Slit, light weight nylon (PA6) corrugated flexible conduit. Colour black.</p> <p><b>Typical Applications:</b> Lightweight automotive looms, harnesses and retrofit.</p>

european (NW) sizes	nominal size (mm)	pitch	FPY				FPYS				FPYL				FPYLS							
			part number	reel length (m)	outside dia (mm)	inside dia (mm)	min. inside bend radius (mm)	part number	reel length (m)	outside dia (mm)	inside dia (mm)	min. inside bend radius (mm)	part number	reel length (m)	outside dia (mm)	inside dia (mm)	min. inside bend radius (mm)	part number	reel length (m)	outside dia (mm)	inside dia (mm)	min. inside bend radius (mm)
7	7	F	FPY6B	100	7.1	4.8	10	FPY6B	100	7.1	4.8	10	FPY6B*	100	7.1	4.8	10	FPY6B*	100	7.1	4.8	10
7	10	F	FPY8B	50	10.0	6.5	15	FPY8B	50	10.0	6.5	15	FPY8B*	50	10.0	6.5	15	FPY8B*	50	10.0	6.5	15
8	11	F	FPY10B	50	11.5	8.5	20	FPY10B	50	11.5	8.5	20	FPY10B*	50	11.5	8.5	20	FPY10B*	50	11.5	8.5	20
10	13	F	FPY12B	50	13.0	10.0	25	FPY12B	50	13.0	10.0	25	FPY12B*	50	13.0	10.0	25	FPY12B*	50	13.0	10.0	25
12	16	F	FPY16B	50	16.1	12.8	35	FPY16B	50	16.1	12.8	35	FPY16B*	50	16.1	12.8	35	FPY16B*	50	16.1	12.8	35
12	16	F																				
14	18	F	FPY18B	50	18.5	14.2	35	FPY18B	50	18.5	14.2	35	FPY18B*	50	18.5	14.2	35	FPY18B*	50	18.5	14.2	35
17	21	F	FPY20B	50	21.2	16.9	40	FPY20B	50	21.2	16.9	40	FPY20B*	50	21.2	16.9	40	FPY20B*	50	21.2	16.9	40
22	25.4	F	FPY25B	50	25.4	21.4	45	FPY25B	50	25.4	21.4	45	FPY25B*	50	25.4	21.4	45	FPY25B*	50	25.4	21.4	45
23	28	F	FPY28B	50	28.5	23.0	45	FPY28B	50	28.5	23.0	45	FPY28B*	50	28.5	23.0	45	FPY28B*	50	28.5	23.0	45
29	34	C	FPY32B	25	34.5	28.3	55	FPY32B	25	34.5	28.3	55	FPY32B*	25	34.5	28.3	55	FPY32B*	25	34.5	28.3	55
36	42	C	FPY40B	25	42.5	35.7	65	FPY40B	25	42.5	35.7	65	FPY40B*	25	42.5	35.7	65	FPY40B*	25	42.5	35.7	65
48	54	C	FPY50B	25	54.5	47.4	80	FPY50B	25	54.5	47.4	80	FPY50B*	25	54.5	47.4	80	FPY50B*	25	54.5	47.4	80

F = fine pitch C = coarse pitch

### Ordering Notes

- Metric threads supplied complete with locknuts
  - Available on request:
    - reduced outlet T pieces
    - other colours
    - PG threads
- \* FPYL & FPYLS are made to order on request and maybe subject to MOQ and lead times.



# MP, MP90 & T system

IP40

IP67

**Construction:** Nylon compression fittings. Colour - black.

**MP** fitting with nylon retaining clip provides a pull off strength of 20kg with FPY20 and 15kg with FPYL20 and IP40.

**MPS** fitting with a neoprene sealing ring provides a pull off strength of 15kg with FPY20 and 10kg with FPYL20 and IP67.



## Fittings

MP	MPS	MP90	MPS90	T	TS
<b>straight external thread</b> Straight nylon compression fitting external thread including locknut.	<b>straight external thread</b> Straight nylon compression fitting, with seal, external thread including locknut.	<b>90° elbow external thread</b> 90° elbow nylon compression fitting external thread including locknut.	<b>90° elbow external thread</b> 90° elbow nylon compression fitting, with seal, external thread including locknut.	<b>T Piece fitting</b> T piece nylon compression fitting.	<b>T Piece fitting with seals</b> T piece nylon compression fitting, with seals.
IP40	IP67	IP40	IP67	IP40	IP67



MP shown



MP shown



IP40  
T shown

Ext Metric

Ext Metric

Ext Metric

Ext Metric

T Piece

T Piece

European (NW) sizes  
nominal size (mm)  
OD mm

						7	10	10.0
						8	11	11.5
MP-12-M16	MPS-12-M16			T12X12X12	TS12X12X12	10	13	13.0
MP-16-M16	MPS-16-M16	MP90-16-M16	MPS90-16-M16	T16X16X16	TS16X16X16	12	16	15.8
MP-16-M20	MPS-16-M20	MP90-16-M20	MPS90-16-M20			12	16	
						14	18	18.5
MP-20-M20	MPS-20-M20	MP90-20-M20	MPS90-20-M20	T20X20X20	TS20X20X20	17	21	21.2
MP-25-M25	MPS-25-M25	MP90-25-M25	MPS90-25-M25	T25X25X25	TS25X25X25	22	25	25.4
MP-28-M25	MPS-28-M25	MP90-28-M25	MPS90-28-M25			23	28	28.5
MP-32-M32	MPS-32-M32	MP90-32-M32	MPS90-32-M32			29	34	34.5
MP-40-M40		MP90-40-M40				36	42	42.5
MP-50-M50						48	54	54.5

## Standards



BS EN IEC 61386





# FPY system large diameter nylon

IP40

IP65

## Conduit

### FPY

**Construction:**

Nylon (PA6) corrugated flexible conduit.  
Colour black or grey.

**Typical Applications:** Machines and large control cabinets.

- Highly flexible
- High impact strength and recovers if crushed
- IP rating: IP40 or IP65
- Temperature range -40°C to +120°C
- Highly resistant to solvents and oils
- Self extinguishing
- Halogen, sulphur and phosphorus free
- UV resistant (black)

## Fittings

### MP

**straight flanged nylon clamp fitting**

Flanged body with 2 clamps.

IP40

### MPS

**straight flanged nylon clamp fitting with seals**

Flanged body with 2 clamps and seals.

IP65

### MP90

**90° flanged nylon clamp fitting**

Flanged 90° body with 2 clamps.

IP40

### MPS90

**90° flanged nylon clamp fitting with seals**

Flanged 90° body with 2 clamps and seals.

IP65



European (NW) sizes  
nominal size (mm)

FPY		part number	reel length (m)	outside dia (mm)	inside dia (mm)	min inside bend radius (mm)
70	80	FPY80	10	80.0	67.0	160
95	106	FPY106	10	106.0	91.5	210

termination	part number	termination	part number	termination	part number	termination	part number
FL	MP-80-FL	FL	MPS-80-FL	FL	MP90-80-FL	FL	MPS90-80-FL
FL	MP-106-FL	FL	MPS-106-FL	FL	MP90-106-FL	FL	MPS90-106-FL

## Ordering Notes

- Specify black or grey (B = Black, G = Grey)  
eg: FPY80B-10M for Black 10m reel
- Available on request:
  - longer lengths and bulk packaging
  - cut lengths and assemblies
  - alternative conduit material
- FCC75 and FCC106 PVC lined plated steel P-clips
- 80mm can be used with F-Clamps - see page 45

## Standards

BS EN IEC 61386



# Conduit Fixing Accessories

## properties

- Suitable for use with flexible and pliable conduits
- Clips and F-Clamps manufactured from nylon PA66
- Temperature Range -50° to 135°
- UV resistant
- Low Fire Hazard see page 102
- Halogen, Sulphur & Phosphorous Free
- Self extinguishing
- For installation instructions see page 100



## Fittings

### conduit clips

nylon conduit clip with integral lid - black or grey



Conduit size (mm)

conduit clip for corrugated

conduit clip for plain or rigid

### FCLAMP

non-metallic, heavy duty conduit clamp  
Nylon PA66, conduit fixing clamp for corrugated conduit.



part number

### FCLAMP-CP

plated steel cover plate for use with FCLAMP



part number

### FCLAMP-WP

plated steel weld plate to fix FCLAMP



part number

### FCLAMP-EWP

plated steel elongated weld plate to fix FCLAMP



part number

### FCLAMP-BOLT

fixing bolts to secure FCLAMPS  
For information on stacking bolts consult our website.



part number

10	FCL10						
13	FCL13						
16	FCL16	FCL16B-P	FCLAMP-3-16	FCLAMP-CP3	FCLAMP-WP3	FCLAMP-EWP3	FCLAMP-BOLT3
18	FCL18	FCL18B-P					
20	FCL20	FCL20B-P					
21	FCL21	FCL21B-P	FCLAMP-3-21	FCLAMP-CP3	FCLAMP-WP3	FCLAMP-EWP3	FCLAMP-BOLT3
25	FCL25	FCL25B-P					
26		FCL26B-P					
28	FCL28		FCLAMP-4-28	FCLAMP-CP4	FCLAMP-WP4	FCLAMP-EWP4	FCLAMP-BOLT4
32		FCL33B-P					
34	FCL34		FCLAMP-5-34	FCLAMP-CP5	FCLAMP-WP5	FCLAMP-EWP5	FCLAMP-BOLT5
42	FCL42		FCLAMP-6-42	FCLAMP-CP6	FCLAMP-WP6	FCLAMP-EWP6	FCLAMP-BOLT6
54	FCL54		FCLAMP-7-54	FCLAMP-CP7	FCLAMP-WP7	FCLAMP-EWP7	FCLAMP-BOLT7
67			FCLAMP-7-67	FCLAMP-CP7	FCLAMP-WP7	FCLAMP-EWP7	FCLAMP-BOLT7
80			FCLAMP-8-80	FCLAMP-CP8	FCLAMP-WP8	FCLAMP-EWP8	FCLAMP-BOLT8

## mounting rail

NEW

suitable for mounting FCL & FCL-P conduit clips and F-CLAMPS.  
Supplied in 0.6m, 1.2m or 2.4m lengths.  
For rail dimensions or for other lengths consult us or visit our website.



size	stainless steel	aluminium	galv steel	plastic
a	MRSSA-#	MRAA-#	MRGSA-#	MRPA-#
b	MRSSB-#	MRAB-#	MRGSB-#	MRPB-#
c	MRSSC-#	MRAC-#	MRGSB-#	MRPC-#

# - enter desired length e.g 1.2m # = 1.2M

For stacking arrangements of our F-Clamps visit our website for further details

## mounting rail fixing accessories

NEW

used to fix positions of FCL clips and F-Clamps on mounting rail and prevent movement.

Universal channel rail adaptor - suitable for mounting F-Clamps when used with channel rails such as Unistrut®, Halfen and Hilti.



	MRFAL	MRFAM	MRFAM	UNIVERSAL
material				
stainless steel	MRFALSS	MRFAMSS	MRFAMSS	
aluminium	MRFALA	MRFAMA	MRFAMA	
nickel plated brass	MRFALNPB	MRFAMNPB	MRFAMNPB	
nickel plated steel				MRFAU

See page 100 for installation instructions



# FPCB system

## spiral reinforced pvc

# FPCG, FPCGN & FPCBU system

## spiral reinforced pvc with special properties



IP65

### Conduit

### Fittings

#### FPCB



**Construction:** Smooth bore, helically formed pvc, flexible conduit with spiral upvc reinforcement and flexible pvc jacket. Colour black.

**Typical Applications:** Routing of cables within machines.

#### FPCGN

NEW



**Construction:** Smooth bore, helically formed pvc, flexible conduit with spiral upvc reinforcement and flexible pvc jacket. Colour green

**Typical Applications:** As FPCB but where oil resistance is required. UL recognised.

#### FPCG

NEW



**Construction:** As FPCB except colour grey.

**Typical Applications:** As FPCB. UL recognised.

#### FPCBU

NEW



**Construction:** As FPCB except colour blue.

**Typical Applications:** As FPCB but where high temperature is required. UL recognised.

#### MPC

NEW


#### straight nylon compression fitting external thread

2 part compression fitting with internal spigot and all round external teeth to grip conduit. Available in black or grey (RAL 7001).

IP65



nominal size (mm)	FPC part number				reel length (m)	outside dia (mm)	inside dia (mm)	min inside bend radius (mm)	metric thread part number	PG thread part number	NPT part number
	Black	Grey (RAL 7001)	Green (RAL 6001)	Blue (RAL 5012)							
12	FPC12B	FPC12G*	FPC12GN*	FPC12BU*	30	14.5	10.0	25	MPC-12-M16	MPC-12-PG9	
16	FPC16B	FPC16G*	FPC16GN*	FPC16BU*	30	16.5	12.0	25	MPC-16-M16	MPC-16-PG11	
16									MPC-16-M20	MPC-16-PG13	MPC-16-050
20	FPC20B	FPC20G*	FPC20GN*	FPC20BU*	30	21.0	16.0	35	MPC-20-M20	MPC-20-PG16	MPC-20-050
25	FPC25B	FPC25G*	FPC25GN*	FPC25BU*	30	27.5	22.0	45	MPC-25-M25	MPC-25-PG21	MPC-25-075
30	FPC30B*	FPC30G*			30	30.5	25.0	55	MPC-30-M32*	MPC-30-PG29*	
32	FPC32B	FPC32G*	FPC32GN*	FPC32BU*	10,30	33.5	28.0	60	MPC-32-M32	MPC-32-PG29	MPC-32-100
40	FPC40B	FPC40G*	FPC40GN*	FPC40BU*	10,30	41.0	35.0	80	MPC-40-M40	MPC-40-PG36	MPC-40-125
50	FPC50B	FPC50G*	FPC50GN*	FPC50BU*	10,30	46.4	40.0	105	MPC-50-M50	MPC-50-PG42	MPC-50-150
63	FPC63B	FPC63G*	FPC63GN*	FPC63BU*	10,30	57.0	50.0	120	MPC-63-M63	MPC-63-PG48	MPC-63-200



### Ordering Notes

- Add reel length eg: FPC20B-30M for 30M
- Available on request: additional sizes, alternative threads, other colours
- \* Indicates parts made to order on request and may be subject to MOQ and lead time
- For UL recognised black conduit order FPCURB\*



# properties

- Highly flexible
- Accepts torsional movement
- Vibration and shock tested to EN61373 Cat 2
- IP rating: IP65
- Temperature range
  - 5°C to +70°C (FPCB - black)
  - 20°C to +70°C (FPCG - grey)
  - 20°C to +70°C (FPCGN - green)
  - 20°C to +90°C (FPCBU - blue)
  - 5°C to +70°C (LTS - silver grey)
- FPCB (black) is UV resistant
- FPCGN (green) is oil resistant
- FPCBU (blue) is high temperature
- Self extinguishing
- Metric threads supplied complete with locknuts
- FPCG, FPCGN, FPCBU and FPCURB are UL recognised to UL1696 for use in US and Canada
- LTS (silver grey) is smooth outer and smooth bore



## MPC90 NEW

**90° elbow nylon compression fitting external thread**

2 part compression, 90 degree elbow fitting with internal spigot and all round external teeth to grip conduit. Available in black or grey (RAL 7001).

IP65

## MPC45 NEW

**45° elbow nylon compression fitting external thread**

2 part compression, 45 degree elbow fitting with internal spigot and all round external teeth to grip conduit. Available in black or grey (RAL 7001).

IP65

## LTS NEW

**smooth bore liquid tight sheathing**

PVC, silver grey sheathing ideal for routing cables within machines. IP66 rating when used with MPC fittings.



metric thread part number	PG thread part number	NPT part number	metric thread part number	NPT part number	part number	reel length (m)	outside dia (mm)	inside dia (mm)	nominal size (mm)
MPC90-16-M16	MPC90-16-PG11								12
MPC90-16-M20	MPC90-16-PG13	MPC90-16-050	MPC45-16-M20	MPC45-16-050	LTS16SG-50M	50	16.5	12	16
MPC90-20-M20	MPC90-20-PG16	MPC90-20-050	MPC45-20-M20	MPC45-20-050	LTS20SG-50M	50	21.0	16	20
MPC90-25-M25	MPC90-25-PG21	MPC90-25-075	MPC45-25-M25	MPC45-25-075	LTS25SG-50M	50	27.5	22	25
									30
MPC90-32-M32	MPC90-32-PG29	MPC90-32-100	MPC45-32-M32	MPC45-32-100	LTS32SG-50M	50	33.5	28	32
MPC90-40-M40	MPC90-40-PG36	MPC90-40-125							40
MPC90-50-M50		MPC90-50-150							50
MPC90-63-M63		MPC90-63-200							63

## Standards

## Technical Drawing



BS EN IEC 61386



\* refer to conduit properties for applicable standards



# LPC system

## smooth spiral reinforced pvc

IP66

IP67

IP68

IP69

### Conduit

### Fittings

#### LPC

**Construction:** Smooth bore, smooth cover, helically formed pvc, flexible conduit with spiral upvc reinforcement and flexible pvc jacket. Colour black or grey.

**Typical Applications:** Food processing machines and wash-down installations. LPCG is suitable for food contact.

FG  
FOOD GRADE

#### LPCO

**Construction:** As LPC except colour orange.

**Typical Applications:** As LPC but where high flexibility is required.

#### LPCGN

**Construction:** As LPC except colour green.

**Typical Applications:** As LPC but where oil resistance is required.

#### LPCBU

**Construction:** As LPC except colour blue.

**Typical Applications:** As LPC but where high temperature is required.


#### FCL-P

##### non metallic conduit clip

Nylon conduit fixing clip for smooth conduit. Available in black or grey (RAL 7001).



nominal size (mm)	LPC part number	Grey (RAL 7001)	Orange (RAL 2008)	Green (RAL 6001)	Blue (RAL 5012)	reel length (m)	outside dia (mm)	inside dia (mm)	min inside bend radius (mm)	metric thread part number
12	LPC12B	LPC12G*	LPC12O*	LPC12GN*	LPC12BU*	30	14.2	10.0	50	
16	LPC16B	LPC16G	LPC16O	LPC16GN*	LPC16BU*	30	17.8	12.6	50	FCL18-P
20	LPC20B	LPC20G	LPC20O	LPC20GN*	LPC20BU*	10, 30	21.1	16.0	70	FCL21-P
25	LPC25B	LPC25G	LPC25O	LPC25GN*	LPC25BU*	10, 30	26.4	21.0	90	FCL26-P
32	LPC32B	LPC32G	LPC32O	LPC32GN*	LPC32BU*	10, 30	33.1	26.5	140	FCL33-P
40	LPC40B	LPC40G*	LPC40O*	LPC40GN*	LPC40BU*	10, 30	41.8	35.4	190	
50	LPC50B	LPC50G*	LPC50O*	LPC50GN*	LPC50BU*	10, 30	47.9	40.0	240	
63	LPC63B	LPC63G*	LPC63O*	LPC63GN*	LPC63BU*	10, 30	59.7	51.3	270	



### Ordering Notes

\* Indicates parts made to order on request and may be subject to MOQ and lead time

• **Available on request:**

- additional sizes
- alternative threads
- alternative materials (eg. PU)

- other colours
- conduit couplers
- 45 degree brass elbow
- combined conduit fitting with cable gland, see page 84

### Alternatives





# properties

- Smooth, wipe clean surface
- Accepts some torsional movement
- IP rating: IP66, IP67 and IP68 with MPC fittings
  - IP66, IP67, IP68 (2 bar) + IP69 with metal C-type compression fittings
- Temperature range -5°C to +70°C (LPC and LPCG)
  - 20°C to +70°C (LPCO and LPCGN)
  - 20°C to +90°C (LPCBU)
- LPCG (grey) is suitable for food contact
- LPCO (orange) is highly flexible
- LPCGN (green) is oil resistant
- LPCB (black) is UV resistant
- Self extinguishing
- Metric nylon fittings supplied complete with locknut
- Vibration and shock tested to EN 61373 Cat 2



## MPC

NEW

### straight nylon compression fitting external thread including locknut

2 part compression fitting with internal spigot and all round external teeth to grip conduit. Available in black or grey (RAL 7001).

IP66 IP67 IP68

## MPC90

NEW

### 90° elbow nylon compression fitting external thread

2 part compression, 90 degree elbow fitting with internal spigot and all round external teeth to grip conduit. Available in black or grey (RAL 7001).

IP66 IP67 IP68

## MPC45

NEW

### 45° elbow nylon fitting external thread

2 part compression, 45 degree elbow fitting with internal spigot and all round external teeth to grip conduit. Available in black or grey (RAL 7001).

IP66 IP67 IP68



metric thread part number	PG thread part number	NPT thread part number	metric thread part number	PG thread part number	NPT thread part number	metric thread part number	NPT thread part number	nominal size (mm)
MPC-12-M16	MPC-12-PG9							12
MPC-16-M16	MPC-16-PG11		MPC90-16-M16	MPC90-16-PG11				16
MPC-16-M20	MPC-16-PG13	MPC-16-050	MPC90-16-M20	MPC90-16-PG13	MPC90-16-050	MPC45-16-M20	MPC45-16-050	16
MPC-20-M20	MPC-20-PG16	MPC-20-050	MPC90-20-M20	MPC90-20-PG16	MPC90-20-050	MPC45-20-M20	MPC45-20-050	20
MPC-25-M25	MPC-25-PG21	MPC-25-075	MPC90-25-M25	MPC90-25-PG21	MPC90-25-075	MPC45-25-M25	MPC45-25-075	25
MPC-32-M32	MPC-32-PG29	MPC-32-100	MPC90-32-M32	MPC90-32-PG29	MPC90-32-100	MPC45-32-M32	MPC45-32-100	32
MPC-40-M40	MPC-40-PG36	MPC-40-125	MPC90-40-M40	MPC90-40-PG36	MPC90-40-125			40
MPC-50-M50	MPC-50-PG42	MPC-50-150	MPC90-50-M50		MPC90-50-150			50
MPC-63-M63	MPC-63-PG48	MPC-63-200	MPC90-63-M63		MPC90-63-200			63

## Standards

## Technical Drawing



BS EN IEC 61386





# LPC system

## metallic fittings for use with LPC conduits

IP66

IP67

IP68

IP69

FG  
FOOD GRADE

### Fittings

C	C-S	C-90	C45
<b>external metric thread nickel plated brass</b>	<b>swivel external thread nickel plated brass</b>	<b>external thread nickel plated brass</b>	<b>external thread nickel plated brass</b>
Multipart compression fitting including elastomeric seal. Can be used for knockout or threaded entries as fitting rotates until tightened.	Compression fitting for knockout or threaded entries.  Multipart compression fitting including elastomeric seal. The external thread swivels even after tightening.	Multipart compression fitting including elastomeric seal. Can be used for knockouts.	45° multipart compression fitting including elastomeric seal. Can be used for knockouts.
IP66 IP67 IP68 IP69	IP66 IP67 IP68 IP69	IP66 IP67 IP68 IP69	IP66 IP67 IP68 IP69



nominal size (mm)	LPC	metric thread part number	for PG thread size	for NPT thread size	thread	metric thread part number	metric thread part number	metric thread part number
12	LPC12	LPC12-M16-C	LPC12-PG9-C			LPC12-M16-S	LPC12-M16-C90	
16		LPC16-M16-C	LPC16-PG11-C			LPC16-M16-S	LPC16-M16-C90	
16	LPC16	LPC16-M20-C	LPC16-PG13-C	LPC16-050-C	(1/2")	LPC16-M20-S	LPC16-M20-C90	LTP16-M20-C45
20	LPC20	LPC20-M20-C	LPC20-PG16-C	LPC20-050-C	(1/2")	LPC20-M20-S	LPC20-M20-C90	LTP20-M20-C45
25	LPC25	LPC25-M25-C	LPC25-PG21-C	LPC25-075-C	(3/4")	LPC25-M25-S	LPC25-M25-C90	LTP25-M25-C45
32	LPC32	LPC32-M32-C	LPC32-PG29-C	LPC32-100-C	(1")	LPC32-M32-S	LPC32-M32-C90	LTP32-M32-C45
40	LPC40	LPC40-M40-C	LPC40-PG36-C	LPC40-125-C	(1 1/4")	LPC40-M40-S	LPC40-M40-C90	LTP40-M40-C45
50	LPC50	LPC50-M50-C	LPC50-PG42-C	LPC50-150-C	(1 1/2")		LPC50-M50-C90	LTP50-M50-C45
63	LPC63	LPC63-M63-C	LPC63-PG48-C	LPC63-200-C	(2")		LPC63-M63-C90	LTP63-M63-C45

\* Please see conduit range information page 48

### Ordering Notes

- \* Indicates parts made to order on request and may be subject to MOQ and lead time
- **Available on request:**
  - additional sizes
  - alternative threads
  - alternative materials (eg. PU)

- other colours
- conduit couplers
- 45 degree brass elbow
- combined conduit fitting with cable gland, see page 84

### Alternatives



# properties

- Smooth, wipe clean surface
- Accepts some torsional movement
- IP rating: IP66, IP67 and IP68 with MPC fittings  
IP66, IP67, IP68 (2 bar) + IP69 with metal C-type compression fittings
- Temperature range -5°C to +70°C (LPC and LPCG)  
-20°C to +70°C (LPCO and LPCGN)  
-20°C to +90°C (LPCBU)
- LPCG (grey) is suitable for food contact
- C-FG - IP66, IP67, IP68 (2 bar) and IP69
- C-FG fitting designed in accordance with EN1672-2 and EN ISO 14159
- C-FG fitting manufactured from stainless steel grade 316L
- C-FG also suitable for use with LTP liquid tight conduits



## CSS NEW

### external thread stainless steel

Multipart compression fitting including elastomeric seal. Can be used for knockout or threaded entries as fitting rotates until tightened.

IP66 IP67 IP68 IP69



metric thread  
part number

## C90-SS NEW

### external thread stainless steel

Multipart compression fitting including elastomeric seal. Can be used for knockouts.

IP66 IP67 IP68 IP69



metric thread  
part number

## C-FG NEW FG FOOD GRADE

### external thread stainless steel food grade

Multipart compression fitting designed using principles given in EN1672-2 and EN ISO 14159. Manufactured from 316L stainless steel, complete with polyester elastomer compression seals to prevent ingress of food or bacteria. Can be used for knockout or threaded entries as fitting rotates until tightend.

IP66 IP67 IP68 IP69



metric thread  
part number

nominal size (mm)

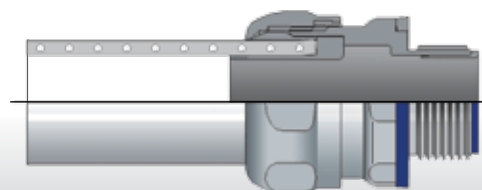
metric thread part number	metric thread part number	metric thread part number	nominal size (mm)
LPC16-M16-CSS		LPC16-M16-C-FG	12
LPC16-M20-CSS	LPC16-M20-CSS90		16
LPC20-M20-CSS	LPC20-M20-CSS90	LPC20-M20-C-FG	20
LPC25-M25-CSS	LPC25-M25-CSS90	LPC25-M25-C-FG	25
LPC32-M32-CSS	LPC32-M32-CSS90	LPC32-M32-C-FG	32
LPC40-M40-CSS		LPC40-M40-C-FG*	40
LPC50-M50-CSS		LPC50-M50-C-FG*	50
			63


## Standards

## Technical Drawing



BS EN IEC 61386





With over 28 different metallic conduit systems to select from there is sure to be a system to meet your application. Choose from conduit systems ranging from 10mm to 75mm in size, manufactured in galvanised steel or stainless steel and with or without a range of coverings/overbraiding.



### Key Features

- High compression strength
- High pull off strength
- Wide temperature tolerances
- High impact strength
- EMC screening performance
- High IP rating - up to IP69

### Key Benefits

- Suitable for a range of applications including heavy duty
- Maintains integrity of the system in extreme applications
- Suitable for a diverse range of operating environments
- Can withstand impact forces such as falling objects
- Protection against electromagnetic interference
- No risk of water or dust ingress































# metallic conduit & fittings



BS EN IEC 61386



# metallic selection application guide

Page number	conduit system		IP rating available	compression strength kg/100mm 20mm nominal size	pull-off strength kg 20mm nominal size	minimum bend radius 20mm nominal size	colours
58	<b>FU</b> galvanised steel		IP40	350	120	45	zinc
58	<b>SSU</b> stainless steel, grade 316		IP40	400	170	45	stainless steel
60	<b>FSU</b> galvanised steel, pvc coated		IP54, IP65	350	120	45	black, grey, orange
60	<b>FNU</b> galvanised steel, nylon coated		IP54, IP65	350	120	45	black
62	<b>LFHU</b> galvanised steel, LFH coated		IP54, IP65	350	120	45	black
62	<b>FPU</b> galvanised steel, polyurethane coated		NEW IP54, IP65	350	120	45	black, blue
64	<b>LTP/LTPAS</b> galv steel, pvc coated, liquid tight		NEW IP66, IP67, IP68, IP69	400	130	65	black, grey, orange
64	<b>LTPHC</b> galv steel, thermoplastic elastomer, liquid tight		IP66, IP67, IP68, IP69	400	130	65	black
64	<b>LTPUL</b> galv steel, pvc coated, liquid tight		IP66, IP67, IP68, IP69	500	160	90	black
66	<b>LTPLFH</b> galv steel, pvc coated, liquid tight		NEW IP66, IP67, IP68, IP69	400	130	60	black
66	<b>LTPSS</b> stainless steel, pvc coated, liquid tight		IP66, IP67, IP68, IP69	400	130	65	black
66	<b>LTPPU/LTPPUAS</b> galv steel, polyurethane coated, liquid tight		NEW IP66, IP67, IP68, IP69	400	130	65	black, blue
66	<b>LTBRDP</b> galv steel, braided core, pvc coated, liquid tight		NEW IP66, IP67, IP68, IP69	400	130	65	black
66	<b>LTBRDLFH</b> galv steel, braided core, LFH coated, liquid tight		NEW IP66, IP67, IP68, IP69	400	130	130	black
74	<b>FL</b> galvanised steel, pliable		IP40	300	30	35	zinc
74	<b>FLP</b> galvanised steel, pvc coated, pliable		IP66, IP67, IP68, IP69	300	50, 100	35	black
75	<b>LFHP</b> galvanised steel, LFH coated, pliable		NEW IP66, IP67, IP68, IP69	570	50, 100	40	black
76	<b>FSB</b> galv steel, pvc, galv steel overbraid		IP54, IP65	350	120, 300	45	zinc
76	<b>LFHUBRD</b> galv steel, LFH coated, SS316 overbraid		IP54, IP65	350	120, 300	45	stainless steel
78	<b>FB</b> galvanised steel, galv steel overbraid		IP40	350	120	45	zinc
78	<b>FUSSB</b> galvanised steel, SS316 overbraid		IP40	350	120	45	stainless steel
80	<b>LTPBRD</b> galv steel, elastomer coated, SS316 overbraid		IP66, IP67, IP68, IP69	400	350	65	stainless steel
82	<b>FPRSS</b> PA6 corrugated, SS316 overbraid		IP67	75	100	45	stainless steel
82	<b>FPRTC</b> PA6 corrugated, tinned copper overbraid		IP67	75	75	45	tin
82	<b>FPISS</b> PA12 corrugated, SS316 overbraid		IP67	45	100	45	stainless steel
82	<b>FPIHSS</b> PA12 corrugated, SS316 overbraid		IP67	60	100	45	stainless steel



86 accessories



91 contractor packs



94 chemical resistance

# metallic conduit and fittings

high fatigue life	temperature range	flexible	pliable	low fire hazard	halogen free	self extinguishing	EMC screening @1MHz	high abrasion resistance	high UV/ outdoor use	
	-100°C to +300°C	•		•	•	•		•		<b>FU</b> galvanised steel
	-100°C to +600°C	•		•	•	•		•	•	<b>SSU</b> stainless steel, grade 316
•	-15°C to +70°C	•				•			•	<b>FSU</b> galvanised steel, pvc coated
	-40°C to +120°C	•			•	•		•		<b>FNU</b> galvanised steel, nylon coated
	-25°C to +90°C	•		•	•	•				<b>LFHU</b> galvanised steel, LFH coated
•	-40°C to +100°C	•			•	•		•		<b>FPU</b> galvanised steel, polyurethane coated
	-20°C to +105°C	•				•			•	<b>LTP/LTPAS</b> galv steel, pvc coated, liquid tight
	-60°C to +150°C	•			•	•			•	<b>LTPHC</b> galv steel, thermoplastic elastomer, liquid tight
	-15°C to +75°C	•				•			•	<b>LTPUL</b> galv steel, pvc coated, liquid tight
	-25°C to +90°C	•		•		•			•	<b>LTPLFH</b> galv steel, pvc coated, liquid tight
	-20°C to +105°C	•				•			•	<b>LTPSS</b> stainless steel, pvc coated, liquid tight
•	-40°C to +100°C	•			•	•		•	•	<b>LTPPU/LTPPUAS</b> galv steel, polyurethane coated, liquid tight
	-20°C to +105°C	•				•	60dB		•	<b>LTBRDP</b> galv steel, braided core, pvc coated, liquid tight
	-25°C to +90°C	•		•	•	•	60dB			<b>LTBRDLFH</b> galv steel, braided core, LFH coated, liquid tight
	-40°C to +120°C		•	•	•	•	70dB			<b>FL</b> galvanised steel, pliable
	-15°C to +70°C		•			•	70dB		•	<b>FLP</b> galvanised steel, pvc coated, pliable
	-25°C to +90°C		•	•	•	•	70dB		•	<b>LFHP</b> galvanised steel, LFH coated, pliable
	-15°C to +70°C	•				•	55dB	•		<b>FSB</b> galv steel, pvc, galv steel overbraid
	-25°C to +90°C	•		•	•	•	49dB	•		<b>LFHUBRD</b> galv steel, LFH coated, SS316 overbraid
	-100°C to +300°C	•		•	•	•	55dB	•		<b>FB</b> galvanised steel, galv steel overbraid
	-100°C to +300°C	•		•	•	•	49dB	•		<b>FUSSB</b> galvanised steel, SS316 overbraid
	-60°C to +150°C	•			•	•	49dB	•	•	<b>LTPBRD</b> galv steel, elastomer coated, SS316 overbraid
	-40°C to +120°C	•		•	•	•	49dB	•	•	<b>FPRSS</b> PA6 corrugated, SS316 overbraid
	-40°C to +120°C	•		•	•	•	67dB			<b>FPRTC</b> PA6 corrugated, tinned copper overbraid
•	-50°C to +110°C	•			•	•	49dB	•	•	<b>FPISS</b> PA12 corrugated, SS316 overbraid
•	-50°C to +110°C	•		•	•	•	49dB	•	•	<b>FPIHSS</b> PA12 corrugated, SS316 overbraid



96

thread data



97

technical guidance



102

low fire hazard



# metallic selection guide



- UK manufactured products to the highest standards
- Highest IP performance for liquid tight fittings as standard
- Highest tensile strength performance fittings
- Stainless Steel variants available
- Vibration tested for secure installations
- Simple construction for ease of installation - Fixed and Swivel versions
- Multiple thread variations available - Metric, PG, NPT
- Tested and approved to the latest National and International Standards
- Widest choice whatever your application

Fixed External	Swivel	Fixed Internal	Plain Hole	Stainless Steel
IP40 IP54	IP40 IP54	IP40 IP54	IP40 IP54	IP40
See Pg 58, 59, 60, 61, 62, & 63				See Pg 58 & 59

Insert	Cable Gland	Clips	Locknuts
See Pg 86 & 87			





### Liquid Tight



IP66 IP67 IP68 IP69

See Pg 50, 61, 63, 64, 65 & 66

### Liquid Tight Stainless Steel



IP66 IP67 IP68 IP69

See Pg 51 & 67

### EXE



IP66

See Pg 71

### EXD Flameproof Barrier Glands

Straight 90° 45° Braided



IP66 IP67 IP68 IP69 \*

See Pg 68, 69 & 70

\*Straight & braided

### FL

Straight



IP40

### FLP

Straight



IP66 IP67

### ULTRASCREEN®

External



IP66 IP67 IP68 IP69

Internal



See Pg 74 & 75

### Braided



IP40 IP54

See Pg 76, 77, 78 & 79

### Braided Compression



IP65 IP66 IP67 IP68 IP69

See Pg 77, 80, 81, 82 & 83

### LTP with Strain Relief




IP66 IP67 IP68 IP69

See Pg 84

### BRAIDED with Strain Relief



### Accessories



See Pg 87 & 88

### Elbows



### Stopping Plugs




### Couplers



### Thread Converters



See Pg 88



# FU & SSU system galvanised steel and stainless steel



## Conduit

## Fittings

### FU



**Construction:** Galvanised steel, helically wound, flexible conduit. Colour zinc, self colour.

**Typical Applications:** Underfloor wiring in office blocks.

### SSU



**Construction:** Stainless steel (grade 316), helically wound, flexible conduit. Colour stainless steel, self colour.

**Typical Applications:** Instrumentation and security.

### M

**fixed external thread nickel plated brass**

Two part fitting comprising shell and body with external thread. This fitting can be inserted into a knockout and secured with a locknut.

IP40

### M-SS

**fixed external thread stainless steel**

Two part fitting comprising shell and body with external thread. This fitting can be inserted into a knockout and secured with a locknut.


IP40

### S

**swivel external thread nickel plated brass**

Two part fitting comprising shell and body. The external thread swivels about the main body. Can be used with threaded entries, or knockout secured with a locknut.

IP40



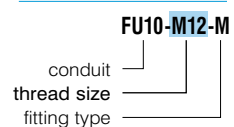
nominal size (mm)	FU part number	reel length (m)	SSU part number	reel length (m)	outside dia (mm)	inside dia (mm)	min inside bend radius (mm)	metric thread part number	PG thread part number	metric thread part number	metric thread part number	PG thread part number
10	FU10 <sup>+</sup>	25, 50	SSU10 <sup>+</sup>	10, 25, 50	9.0	6.8	25	FU10-M12-M	FU10-PG7-M	SSU10-M12-M	FU10-M12-S	FU10-PG7-S
12	FU12	25, 50	SSU12 <sup>+</sup>	10, 25, 50	13.0	10.2	30	FU12-M16-M	FU12-PG9-M	SSU12-M16-M	FU12-M16-S	FU12-PG9-S
16	FU16	10, 25, 50	SSU16	10, 25, 50	16.0	13.0	40	FU16-M16-M	FU16-PG11-M	SSU16-M16-M	FU16-M16-S	FU16-PG11-S
16								FU16-M20-M			FU16-M20-S	FU16-PG13-S
20	FU20	10, 25, 50	SSU20	10, 25	20.5	16.9	45	FU20-M20-M	FU20-PG16-M	SSU20-M20-M	FU20-M20-S	FU20-PG16-S
25	FU25	10, 25, 50	SSU25	10, 25	25.0	21.1	55	FU25-M25-M	FU25-PG21-M	SSU25-M25-M	FU25-M25-S	FU25-PG21-S
32	FU32	10, 25	SSU32	10, 25	32.0	28.1	60	FU32-M32-M	FU32-PG29-M	SSU32-M32-M	FU32-M32-S	FU32-PG29-S
40	FU40	10, 25	SSU40	10	42.5	37.6	80	FU40-M40-M	FU40-PG36-M	SSU40-M40-M	FU40-M40-S	FU40-PG36-S
50	FU50	10, 25	SSU50	10	53.0	48.4	90	FU50-M50-M	FU50-PG48-M	SSU50-M50-M	FU50-M50-S	FU50-PG42-S
63	FU63	10	SSU63*	10	62.5	57.5	115	FU63-M63-M		SSU63-M63-M*	FU63-M63-S	
75	FU75	10			77.0	70.0	150	FU75-M75-M				

## Ordering Notes

- Add reel length eg: FU20-25M for 25m reel
- \* Indicates parts made to order on request and may be subject to MOQ and lead time
- + Double interlock section

- Available on request:
  - longer lengths and bulk packaging
  - cut lengths and assemblies
  - alternative threads

### How to read the fittings code



# system properties

- High mechanical strength
- Highly flexible
- Inherently Low Fire Hazard (LFH)
- Fully compliant to LUL Std 1-085 (Cert No. 296)
- Temperature range
  - 100°C to +300°C (FU)
  - 100°C to +600°C (SSU + SS fittings)
  - 100°C to +400°C (SSU + NPB fittings)
- IP rating: IP40
- SSU is highly corrosion resistant
- Nickel plated brass fittings
- Stainless steel (316) fittings



S-SS	P	F	FCC	90° elbow
<p><b>swivel external thread stainless steel</b></p> <p>Two part fitting comprising shell and body. The external thread swivels about the main body. Can be used with threaded entries, or knockout secured with a locknut.</p> <p>IP40</p>	<p><b>plain hole connector nickel plated brass</b></p> <p>Two part fitting comprising shell and body without thread. The body is fitted through the opposite side of the entry to the conduit and acts as a locking device also providing a smooth entry bush.</p> <p>IP40</p>	<p><b>fixed internal thread nickel plated brass</b></p> <p>Two part fitting comprising shell and body with internal thread which can be used to connect with an external thread.</p> <p>IP40</p>	<p><b>plated steel P clip with pvc liner and secure stainless steel P clips</b></p> <p>P clip to support and secure conduit.</p>	<p><b>90° elbow</b></p> <p>internal and external threaded nickel plated brass elbow</p> <p>90° elbow which can be screwed onto external threaded fittings to create a 90° elbow termination.</p>



metric thread part number	hole size (mm)	part number	metric thread part number	plated steel part number	stainless steel part number	part number
SSU10-M12-S	9	FU10-P		FCC10	FCC10-SS*	BM90-PG7
SSU12-M16-S	12	FU12-P		FCC12	FCC12-SS*	BM90-16M
SSU16-M16-S	16	FU16-P	FU16-M16-F	FCC16	FCC16-SS	BM90-16M
			FU16-M20-F	FCC16	FCC16-SS	BM90-20M
SSU20-M20-S	20	FU20-P	FU20-M20-F	FCC20	FCC20-SS	BM90-20M
SSU25-M25-S	25	FU25-P	FU25-M25-F	FCC25	FCC25-SS	BM90-25M
SSU32-M32-S	32	FU32-P	FU32-M32-F	FCC32	FCC32-SS	BM90-32M
	40	FU40-P	FU40-M40-F	FCC40	FCC40-SS	BM90-40M
	51	FU50-P	FU50-M50-F	FCC50	FCC50-SS*	BM90-50M
	61	FU63-P	FU63-M63-F	FCC63		
	75	FU75-P		FCC75		

## Standards

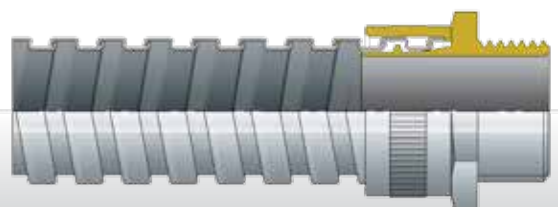


BS EN IEC 61386



Note: refer to conduit properties for applicable standards

## Technical Drawing





# FSU & FNU system

galvanised steel pvc  
or nylon coated

## Conduit

### FSU

**Construction:** Galvanised steel, helically wound, flexible conduit with pvc coating. Colour black. Grey or orange on request.\*

**Typical Applications:** General factory wiring and connections to machines.

### FNU

**Construction:** Galvanised steel, helically wound, flexible conduit with elastomeric nylon coating. Colour black.

**Typical Applications:** Demanding applications requiring higher temperatures or solvent and abrasion resistance.

## Fittings

### M

#### fixed external thread nickel plated brass

Two part fitting comprising shell and body with external thread. This fitting can be inserted into a knockout and secured with a locknut.

IP54

### S

#### swivel external thread nickel plated brass

Two part fitting comprising shell and body. The external thread swivels about the main body. Can be used with threaded entries, or knockout secured with a locknut.

IP54

### P

#### plain hole connector nickel plated brass

Two part fitting comprising shell and body without thread. The body is fitted through the opposite side of the entry to the conduit and acts as a locking device also providing a smooth entry bush.

IP54



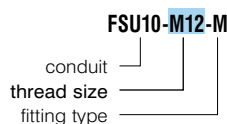
nominal size (mm)	FSU		FNU		outside dia (mm)	inside dia (mm)	min inside bend radius (mm)	metric thread part number	PG thread part number	metric thread part number	PG thread part number	hole size (mm)	part number
	part number	reel length (m)	part number	reel length (m)									
10	FSU10B <sup>+</sup>	25, 50			10.0	6.8	25	FSU10-M12-M	FSU10-PG7-M	FSU10-M12-S	FSU10-PG7-S	9	FSU10-P
12	FSU12B	25, 50			14.0	10.2	30	FSU12-M16-M	FSU12-PG9-M	FSU12-M16-S	FSU12-PG9-S	12	FSU12-P
16	FSU16B	10, 25, 50	FNU16B*	25	17.0	13.0	40	FSU16-M16-M	FSU16-PG11-M	FSU16-M16-S	FSU16-PG11-S	16	FSU16-P
16								FSU16-M20-M		FSU16-M20-S	FSU16-PG13-S		
20	FSU20B	10, 25, 50	FNU20B*	25	21.5	16.9	45	FSU20-M20-M	FSU20-PG16-M	FSU20-M20-S	FSU20-PG16-S	20	FSU20-P
25	FSU25B	10, 25, 50	FNU25B*	25	26.0	21.1	55	FSU25-M25-M	FSU25-PG21-M	FSU25-M25-S	FSU25-PG21-S	25	FSU25-P
32	FSU32B	10, 25	FNU32B*	25	34.0	28.1	60	FSU32-M32-M	FSU32-PG29-M	FSU32-M32-S	FSU32-PG29-S	32	FSU32-P
40	FSU40B	10, 25			44.5	37.6	90	FSU40-M40-M	FSU40-PG36-M	FSU40-M40-S	FSU40-PG36-S	40	FSU40-P
50	FSU50B	10, 25			55.0	48.4	100	FSU50-M50-M	FSU50-PG48-M	FSU50-M50-S	FSU50-PG42-S	51	FSU50-P
63	FSU63B	10			64.5	57.5	115	FSU63-M63-M		FSU63-M63-S		61	FSU63-P
75	FSU75B	10			79.0	70.0	150	FSU75-M75-M				75	FSU75-P

## Ordering Notes

- Add reel length eg: FSU20-25M for 25m reel
- FSU fittings used for FNU conduit
- \* Indicates parts made to order on request and may be subject to MOQ and lead time
- + Double interlock section

- **Available on request:**
  - low temperature (-40°C) version of FSU
  - longer lengths and bulk packaging
  - cut lengths and assemblies
  - other colours
  - stainless steel fittings (grade 316)
  - alternative threads
  - 45° elbows 16 to 32mm
  - UV resistant version of FSU

### How to read the fittings code



# properties

- High mechanical strength
- Highly flexible
- IP rating: IP54 with standard fittings,  
IP65 with type C compression fittings
- Temperature range -15°C to +70°C (FSU)  
-40°C to +120°C (FNU)
- FNU offers high abrasion resistance and solvent resistance
- Low Fire Hazard version available (see type LFHU on page 62)
- Nickel plated brass fittings



F	C	C-S	C90	coupler	E
<p><b>fixed internal thread nickel plated brass</b></p> <p>Two part fitting comprising shell and body with internal thread which can be used to couple two pieces of conduit together when used with a swivel fitting.</p> <p>IP54</p>	<p><b>external thread nickel plated brass</b></p> <p>Multipart compression fitting including elastomeric seal. Can be used for knockouts or threaded entries as fitting rotates until tightened.</p> <p>IP65</p>	<p><b>external thread nickel plated brass</b></p> <p>Multipart compression fitting including elastomeric seal. The external thread swivels about the main body even after tightening.</p> <p>IP65</p>	<p><b>external thread elbow nickel plated brass</b></p> <p>Multipart 90° compression fitting including elastomeric seal.</p> <p>IP65</p>	<p><b>nickel plated brass</b></p> <p>Multi part compression coupler including elastomeric seals to join 2 conduits.</p> <p>IP65</p>	<p><b>insert nickel plated brass</b></p> <p>Single part, machined insert to cap end of conduit.</p>



	metric thread part number	metric thread part number	PG thread part number	NPT thread part number	metric thread part number	metric thread part number	part number	part number	nominal size (mm)
		FSU10-M12-C						FSU10-E	10
		FSU12-M16-C	FSU12-PG9-C		FSU12-M16-C-S	FSU12-M16-C90		FSU12-E	12
FSU16-M16-F	FSU16-M16-C	FSU16-PG11-C	FSU16-050-C		FSU16-M16-C-S	FSU16-M16-C90	FSU16-FSU16	FSU16-E	16
FSU16-M20-F	FSU16-M20-C	FSU16-PG13-C			FSU16-M20-C-S	FSU16-M20-C90		FSU16-E	16
FSU20-M20-F	FSU20-M20-C	FSU20-PG16-C	FSU20-050-C		FSU20-M20-C-S	FSU20-M20-C90	FSU20-FSU20	FSU20-E	20
FSU25-M25-F	FSU25-M25-C	FSU25-PG21-C	FSU25-075-C		FSU25-M25-C-S	FSU25-M25-C90	FSU25-FSU25	FSU25-E	25
FSU32-M32-F	FSU32-M32-C	FSU32-PG29-C	FSU32-100-C		FSU32-M32-C-S	FSU32-M32-C90	FSU32-FSU32	FSU32-E	32
FSU40-M40-F	FSU40-M40-C							FSU40-E	40
FSU50-M50-F	FSU50-M50-C							FSU50-E	50
FSU63-M63-F								FSU63-E	63
								FSU75-E	75

Also available in a Contractor Pack - see page 91

## Standards

BS EN IEC 61386



## Technical Drawing



# LFHU system galvanised steel LFH coated



# FPU system NEW galvanised steel polyurethane coated

## Conduit

### LFHU

**Construction:** Galvanised steel, helically wound, flexible steel conduit with Low Fire Hazard (LFH) coating. Colour black.

**Typical Applications:** Public and commercial buildings and tunnels.

### FPU

**Construction:** Galvanised steel, helically wound, flexible steel conduit with low temperature, high abrasion, high fatigue life halogen free polyurethane coating. Colour black and metallic blue.

**Typical Applications:** Where low temperature and mechanical strength are important.

## Fittings

### M

#### fixed external thread nickel plated brass

Two part fitting comprising shell and body with external thread. This fitting can be inserted into a knockout and secured with a locknut.

IP54

### S

#### swivel external thread nickel plated brass

Two part fitting comprising shell and body. The external thread swivels about the main body. Can be used with threaded entries, or knockout secured with a locknut.

IP54

### P

#### plain hole connector nickel plated brass

Two part fitting comprising shell and body without thread. The body is fitted through the opposite side of the entry to the conduit and acts as a locking device also providing a smooth entry bush.

IP54



nominal size (mm)	LFHU part number	reel length (m)	FPU part number	reel length (m)	outside dia (mm)	inside dia (mm)	min inside bend radius (mm)
12	LFHU12B*	25	FPU12B*	25	14.0	10.2	30
16	LFHU16B	25, 50	FPU16B	25	17.0	13.0	40
20	LFHU20B	10, 25, 50	FPU20B	25, 50	21.5	16.9	45
25	LFHU25B	10, 25, 50	FPU25B	25, 50	26.0	21.1	55
32	LFHU32B	10, 25	FPU32B	25	34.0	28.1	80
40	LFHU40B	10, 25	FPU40B*	10	44.5	37.6	90
50	LFHU50B	10, 25	FPU50B*	10	55.0	48.4	100
63	LFHU63B	10	FPU63B*	10	64.5	57.5	115
75	LFHU75B	10	FPU75B*	10	79.0	70.0	150

metric thread part number	PG thread part number	metric thread part number	PG thread part number	hole size (mm)	part number
FSU12-M16-M	FSU12-PG9-M	FSU12-M16-S	FSU12-PG9-S	12	FSU12-P
FSU16-M16-M	FSU16-PG11-M	FSU16-M16-S	FSU16-PG11-S	16	FSU16-P
FSU16-M20-M		FSU16-M20-S	FSU16-PG13-S		
FSU20-M20-M	FSU20-PG16-M	FSU20-M20-S	FSU20-PG16-S	20	FSU20-P
FSU25-M25-M	FSU25-PG21-M	FSU25-M25-S	FSU25-PG21-S	25	FSU25-P
FSU32-M32-M	FSU32-PG29-M	FSU32-M32-S	FSU32-PG29-S	32	FSU32-P
FSU40-M40-M	FSU40-PG36-M	FSU40-M40-S	FSU40-PG36-S	40	FSU40-P
FSU50-M50-M	FSU50-PG48-M	FSU50-M50-S	FSU50-PG42-S	51	FSU50-P
FSU63-M63-M		FSU63-M63-S		61	FSU63-P
FSU75-M75-M				75	FSU75-P

### Important Note

- For LFH performance see page 102

### Ordering Notes

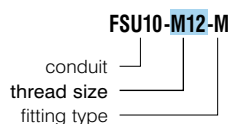
- Add reel length eg: LFHU20B-25M for 25m reel
- FSU fittings used on LFHU conduit
- For metallic blue change B to BU eg FPU20BU-25M

\* Indicates parts made to order on request and may be subject to MOQ and lead time



- Available on request:
  - longer lengths and bulk packaging
  - cut lengths and assemblies additional sizes
  - stainless steel fittings (grade 316)
  - alternative threads
  - 45° C type elbows 16 to 32mm

#### How to read the fittings code



# properties

- High mechanical strength
- Highly flexible
- IP rating: IP54 with standard fittings, IP65 with type C compression fittings
- Extra low Fire Hazard UL94 V0, for LFH see page 102 (LFHU)
- High fatigue life and high abrasion resistant (FPU)
- Halogen, sulphur and phosphorus free
- Compliant to LUL Std 1-085 (LFHU) (Cert No. 297)
- Temperature range: -25 °C to +90 °C (LFHU) -40 °C to +100 °C (FPU)
- Nickel plated brass fittings
- Vibration and shock tested to EN61373 Cat 2



F	C	C-S	C90	coupler	E
<p><b>fixed internal thread nickel plated brass</b></p> <p>Two part fitting comprising shell and body with internal thread which can be used to couple two pieces of conduit together when used with a swivel fitting.</p> <p>IP54</p>	<p><b>external thread nickel plated brass</b></p> <p>Multipart compression fitting including elastomeric seal. Can be used for knockouts or threaded entries as fitting rotates until tightened.</p> <p>IP65</p>	<p><b>external thread nickel plated brass</b></p> <p>Multipart compression fitting including elastomeric seal. The external thread swivels about the main body even after tightening.</p> <p>IP65</p>	<p><b>external thread elbow nickel plated brass</b></p> <p>Multipart 90° compression fitting including elastomeric seal.</p> <p>IP65</p>	<p><b>nickel plated brass</b></p> <p>Multi part compression coupler including elastomeric seals to join 2 conduits.</p> <p>IP65</p>	<p><b>insert nickel plated brass</b></p> <p>Single part, machined insert to cap end of conduit.</p>

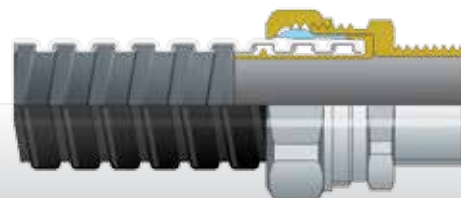
metric thread part number	metric thread part number	PG thread part number	NPT thread part number	metric thread part number	metric thread part number	part number	part number	nominal size (mm)
	FSU12-M16-C	FSU12-PG9-C		FSU12-M16-C-S	FSU12-M16-C90		FSU12-E	12
FSU16-M16-F	FSU16-M16-C	FSU16-PG11-C	FSU16-050-C	FSU16-M16-C-S	FSU16-M16-C90	FSU16-FSU16	FSU16-E	16
FSU16-M20-F	FSU16-M20-C	FSU16-PG13-C		FSU16-M20-C-S	FSU16-M20-C90		FSU16-E	16
FSU20-M20-F	FSU20-M20-C	FSU20-PG16-C	FSU20-050-C	FSU20-M20-C-S	FSU20-M20-C90	FSU20-FSU20	FSU20-E	20
FSU25-M25-F	FSU25-M25-C	FSU25-PG21-C	FSU25-075-C	FSU25-M25-C-S	FSU25-M25-C90	FSU25-FSU25	FSU25-E	25
FSU32-M32-F	FSU32-M32-C	FSU32-PG29-C	FSU32-100-C	FSU32-M32-C-S	FSU32-M32-C90	FSU32-FSU32	FSU32-E	32
FSU40-M40-F	FSU40-M40-C						FSU40-E	40
FSU50-M50-F	FSU50-M50-C						FSU50-E	50
FSU63-M63-F							FSU63-E	63
							FSU75-E	75

## Standards


## Technical Drawing



BS EN IEC 61386



Note: refer to conduit properties for applicable standards



# LTP, LTPAS, LTPHC, LTPUL & LTPLFH

NEW

AS ANTI-STATIC

EXTRA LOW FIRE HAZARD \*\*

galvanised steel,  
plastic coated liquid tight

## Conduit

## Fittings

### LTP / LTPAS

**Construction:** Galvanised steel, helically wound, flexible conduit with smooth oil resistant and high temperature pvc cover. Colour black. Grey or orange on request.

**Typical Applications:** Machine tools or outdoor installations where liquid tight is a requirement.

**Special Characteristics:** Oil resistant and self extinguishing.

**LTPAS** version as above but with anti-static performance coating (only available in black).

### LTPHC

**Construction:** Galvanised steel, helically wound, flexible conduit with smooth thermoplastic elastomer (TPE) cover. Colour black.

**Typical Applications:** Machine tools or outdoor installations where low or high temperature rating is required. ie. food processing

**Special Characteristics:** Wide temperature range performance. Good flexibility at low and high temperatures.

### LTPUL

**Construction:** Galvanised steel, helically wound, flexible steel conduit including copper bonding strip (up to 40mm) with smooth pvc cover. Colour black.

**Typical Applications:** As for LTP but where UL listing or CSA approval is required.

**Special Characteristics:** UL listed and CSA approved.

### LTPLFH

**Construction:** Galvanised steel, helically wound, flexible conduit with smooth oil resistant Low Fire Hazard (LFH) cover. Colour black.

**Typical Applications:** Rail applications.

**Special Characteristics:** As per LTP but where Extra Low Fire Hazard performance is required.

### C

**external thread  
nickel plated brass**

Multipart compression fitting including elastomeric seal. Can be used for knockout or threaded entries as fitting rotates until tightened.

IP66 IP67 IP68 IP69



nominal size (mm)	US trade size (")	outside dia (mm)	inside dia (mm)	LTP part number	reel length (m)	min inside bend radius (mm)	LTPAS part number	reel length (m)	min inside bend radius (mm)	LTPHC part number	reel length (m)	min inside bend radius (mm)	LTPUL part number	reel length (m)	min inside bend radius (mm)	LTPLFH part number	reel length (m)	min inside bend radius (mm)	
10	3/8	11.8	7.0	LTP10B <sup>+</sup>	50	35													
12	1/2	14.2	10.0	LTP12B	25, 50	40				LTPHC12B <sup>+</sup>	25	40							
16	5/8	17.8	12.6	LTP16B	10, 25, 50	45	LTPAS16B*	25	45	LTPHC16B	25	45	LTPUL16B	25	50	LTPLFH16B	25	60	
20	3/4	21.1	16.0	LTP20B	10, 25, 50	65	LTPAS20B*	25	65	LTPHC20B	25	65	LTPUL20B	25	90	LTPLFH20B	10, 25	100	
25	1	26.4	21.0	LTP25B	10, 25, 50	100	LTPAS25B*	25	100	LTPHC25B	25	100	LTPUL25B	25	110	LTPLFH25B	10, 25	130	
32	1 1/4	33.1	26.5	LTP32B	10, 25, 50	135	LTPAS32B*	25	135	LTPHC32B	25	135	LTPUL32B	10, 25	140	LTPLFH32B	10	180	
40	1 1/2	41.8	35.4	LTP40B	10, 25	175	LTPAS40B*	10	175	LTPHC40B	10	175	LTPUL40B	15	180				
50	2	47.9	40.4	LTP50B <sup>+</sup>	10, 25	230	LTPAS50B <sup>+</sup>	10	230	LTPHC50B <sup>+</sup>	10	230	LTPUL50B <sup>+</sup>	15	230				
63	2 1/2	59.7	51.6	LTP63B <sup>+</sup>	10, 25	280	LTPAS63B <sup>+</sup>	10	280	LTPHC63B <sup>+</sup>	10	280	LTPUL63B <sup>+</sup>	15	280				

metric thread part number	for PG thread size	for NPT thread size
LTP10-M12-C	PG7	
LTP10-M16-C		
LTP12-M16-C	PG9	
LTP16-M16-C	PG11	
LTP16-M20-C	PG13	050 (1/2")
LTP20-M20-C	PG16	050 (1/2")
LTP25-M25-C	PG21	075 (3/4")
LTP32-M32-C	PG29	100 (1")
LTP40-M40-C	PG36	125 (1 1/4")
LTP50-M50-C	PG42	150 (1 1/2")
LTP63-M63-C	PG48	200 (2")

## Ordering Notes

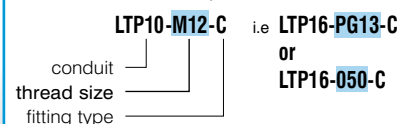
- Add reel length eg: LTP20B-25M for a 25m reel
- For LTP specify colour (B = Black, G = Grey)
- \* Indicates parts made to order on request and may be subject to MOQ and lead time
- + Double interlock section

- **Available on request:**
  - longer lengths and bulk packaging
  - cut lengths and assemblies
  - C-S with PG threads
  - other colours
  - internal thread fittings

**Note:** Stainless steel fittings also available see page 67

When ordering PG or NPT please see below.

**Note:** For PG or NPT thread types please insert thread size listed to obtain part number



# PG & NPT threads not supplied with insulated throats



# properties

- High mechanical strength
- IP rating: IP66 + IP67 + IP68 (5 bar) + IP69
- Smooth, wipe clean outer cover
- Cover does not wrinkle when bent
- Temperature range
  - 20°C to +105°C (LTP & LTPAS)
  - 60°C to +150°C (LTPHC)
  - 15°C to +75°C (LTPUL)
  - 25°C to +90°C (LTPLFH)
- Good flexibility
- UV resistant (black) and suitable for external use
- LTPAS has Anti-Static performance coating to EN60079-0
- LTP has Lloyd's Register Type Approval
- LTPUL conduits are UL listed and CSA approved
- Resistant to oils and greases
- EXTRA Low Fire Hazard UL94 V0 for LFH see page 102
- Compliant to LUL Std 1-085 (LTPLFH) Cert No. 2020
- Nickel plated brass or stainless steel fittings available see page 67
- Vibration and shock tested to EN61373 Cat 2
- LTP UV resistant (black & grey) tested to UL (Report No. 13CA50836)



C-S	C90	C45	coupler	RSW <small>NEW</small>	E	FCC	
<p><b>swivel external thread nickel plated brass</b></p> <p>Compression fitting for knockout or threaded entries.</p> <p>Multipart compression fitting including elastomeric seal. The external thread swivels about the main body even after tightening.</p>	<p><b>external thread nickel plated brass</b></p> <p>90° multipart compression fitting including elastomeric seal. Can be used for knockout.</p>	<p><b>external thread nickel plated brass</b></p> <p>45° multipart compression fitting including elastomeric seal. Can be used for knockout.</p>	<p><b>nickel plated brass</b></p> <p>Multi part compression coupler including elastomeric seals to join 2 conduits.</p>	<p><b>Polyester Elastomer, Retained face sealing washers</b></p> <p>Retained sealing washer to maintain IP rating of fitting to adjacent equipment.</p>	<p><b>insert nickel plated brass</b></p> <p>Single part, machined insert to cap end of conduit.</p>	<p><b>plated steel P clip with pvc liner stainless steel P clips</b></p> <p>P clip to support conduit. Also available in SS see page 87.</p>	
<p>IP66 IP67</p> <p>IP68 IP69</p>	<p>IP66 IP67</p> <p>IP68 IP69</p>	<p>IP66 IP67</p> <p>IP68 IP69</p>	<p>IP66 IP67</p> <p>IP68 IP69</p>				
metric thread part number	metric thread part number	metric thread part number	part number	metric thread part number	part number	plated steel part number	nominal size (mm)
LTP12-M16-S	LTP12-M16-C90				LTP10-E	FCC10	10
LTP16-M16-S	LTP16-M16-C90				LTP10-E	FCC10	10
LTP16-M20-S	LTP16-M20-C90	LTP16-M20-C45	LTP16-LTP16	RSW16	LTP12-E	FCC12	12
LTP20-M20-S	LTP20-M20-C90	LTP20-M20-C45	LTP20-LTP20	RSW20	LTP16-E	FCC16	16
LTP25-M25-S	LTP25-M25-C90	LTP25-M25-C45	LTP25-LTP25	RSW25	LTP16-E	FCC16	16
LTP32-M32-S	LTP32-M32-C90	LTP32-M32-C45	LTP32-LTP32	RSW32	LTP20-E	FCC20	20
LTP40-M40-S	LTP40-M40-C90	LTP40-M40-C45		RSW40	LTP25-E	FCC25	25
LTP50-M50-S	LTP50-M50-C90	LTP50-M50-C45		RSW50	LTP32-E	FCC32	32
	LTP63-M63-C90	LTP63-M63-C45		RSW63*	LTP40-E	FCC40	40
					LTP50-E	FCC50	50
					LTP63-E	FCC63	63

## Standards



## Technical Drawing



Note: refer to conduit properties for applicable standards

# Specialist liquid tight products

**LTPSS** system stainless steel  
pvc coated liquid tight

**LTPPU/LTPPUAS\*\*** system  
galvanised steel, polyurethane  
coated liquid tight



## Conduit

## Fittings

### LTPSS

**Construction:** Stainless steel (316), helically wound, flexible conduit with oil resistant and high temperature pvc smooth cover. Colour black.

**Typical Applications:** Food processing machinery or outdoor applications where high corrosion resistance and liquid tight are a requirement.

**Special Characteristics:** Enhanced corrosion resistance performance.

### LTPPU/ LTPPUAS

**Construction:** Galvanised steel, helically wound, flexible steel conduit with smooth halogen free polyurethane cover. Colour black (B) and blue (BU). (RAL 5015)

**Typical Applications:** Where low temperature performance, high abrasion, high fatigue life and liquid tight are a requirement.

**Special Characteristics:** Low temperature performance, high abrasion and high fatigue life.

**LTPPUAS** version as above but with anti-static performance coating.

### LTBRDP

**Construction:** Galvanised steel, helically wound, flexible conduit with galvanised steel braid and oil resistant and high temperature pvc smooth cover. Colour black.

**Typical Applications:** Machinery or outdoor applications where high corrosion resistance and liquid tight are a requirement combined with EMC screening

**Special Characteristics:** Good flexibility and EMC screening.

### LTBRDLFH

**Construction:** Galvanised steel, helically wound, flexible conduit with smooth oil resistant Low Fire Hazard (LFH) cover. Colour black.

**Typical Applications:** Installations where liquid tight is a requirement and where low fire hazard properties and EMC screening are required.

**Special Characteristics:** As per LTP but where Extra Low Fire Hazard performance is required.

### C

**external thread  
nickel plated brass**

Multipart compression fitting including elastomeric seal. Can be used for knockout or threaded entries as fitting rotates until tightened.



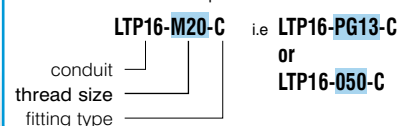
nominal size (mm)	US trade size (")	outside dia (mm)	inside dia (mm)	LTPSS part number	reel length (m)	min inside bend radius (mm)	LTPPU part number	reel length (m)	min inside bend radius (mm)	LTPPUAS part number	reel length (m)	min inside bend radius (mm)	LTBRDP part number	reel length (m)	min inside bend radius (mm)	LTBRDLFH part number	reel length (m)	min inside bend radius (mm)	metric thread part number	for PG thread size	for NPT thread size
10	3/8	11.8	7.0	LTPSS10*	25	35	LTPPU10*	25	35	LTPPUAS10*	25	35	LTBRDP10B	25	35	LTBRDLFH10B	25	35	LTP10-M12-C	PG7	
12	1/2	14.2	10.0	LTPSS12*	25	40	LTPPU12*	25	40	LTPPUAS12*	25	40	LTBRDP12B	25	40	LTBRDLFH12B	25	40	LTP12-M16-C	PG9	
16	5/8	17.8	12.6	LTPSS16*	25	45	LTPPU16*	25	45	LTPPUAS16*	25	45	LTBRDP16B	25	45	LTBRDLFH16B	25	45	LTP16-M16-C	PG11	
20	3/4	21.1	16.0	LTPSS20	25	65	LTPPU20*	25	65	LTPPUAS20*	25	65	LTBRDP20B	25	65	LTBRDLFH20B	25	130	LTP16-M20-C	PG13	050 (1/2")
25	1	26.4	21.0	LTPSS25	25	100	LTPPU25*	25	100	LTPPUAS25*	25	100	LTBRDP25B	25	100	LTBRDLFH25B	25	200	LTP20-M20-C	PG16	050 (1/2")
32	1 1/4	33.1	26.5	LTPSS32	10	135	LTPPU32*	25	135	LTPPUAS32*	25	135	LTBRDP32B	25	120	LTBRDLFH32B*	25	270	LTP25-M25-C	PG21	075 (3/4")
40	1 1/2	41.8	35.4	LTPSS40	10	175	LTPPU40*	10	175	LTPPUAS40*	10	175	LTBRDP40B	10	140			LTP32-M32-C	PG29	100 (1")	
50	2	47.9	40.4	LTPSS50	10	230	LTPPU50*+10	10	230	LTPPUAS50*+10	10	230	LTBRDP50B+10	10	180			LTP40-M40-C	PG36	125 (1 1/4")	
63	2 1/2	59.7	51.6	LTPSS63	10	280	LTPPU63*+10	10	280	LTPPUAS63*+10	10	280	LTBRDP63B+10	10				LTP50-M50-C	PG42	150 (1 1/2")	
																		LTP63-M63-C	PG48	200 (2")	

## Ordering Notes

- Add reel length eg: LTPSS20B-25M for a 25m reel
- Stainless Steel LTP fittings can be used with any of the conduits shown on page 26
- Add colour for LTPPU ie B=Black, BU=Blue eg. LTPPU20B is Black
- \* Indicates parts made to order on request and may be subject to MOQ and lead time
- + Double interlock section
- # PG & NPT threads not supplied with insulated throats
- **Available on request:**
  - longer lengths and bulk packaging
  - cut lengths and assemblies
  - other colours
  - 45 degree stainless steel elbows
  - full copies of independent test reports confirming screening effectiveness

When ordering PG or NPT please see below.

**Note:** For PG or NPT thread types please insert thread size listed to obtain part number



# LTBRDP system

galv steel, galv steel braid,  
pvc coated liquid tight

NEW



# properties

- High mechanical strength
- Good flexibility
- IP rating: IP66 + IP67 + IP68 (5 bar) + IP69
- Smooth, wipe clean outer cover
- Cover does not wrinkle when bent
- Resistant to oils & greases
- Temperature range:
  - 20 °C to +105 °C (LTPSS & LTBRDP)
  - 20 °C to +90 °C (LTBRDLFH)
  - 40 °C to +100 °C (LTPPU & LTPPUAS)
- UV resistant and suitable for external use
- High abrasion, high fatigue life (LTPPU)
- Vibration and shock tested to EN61373 Cat 2
- Provides EMC screening (LTBRDP & LTBRDLFH)
- Compliant to LUL Std 1-085 (LTBRDLFH) (Cert No. 658)
- LTPPUAS has Anti-Static performance coating to EN60079-0

NEW



# LTBRDLFH system

galv steel, galv steel braid,  
LFH coated liquid tight

## C-SS

### external thread stainless steel

Multipart compression fitting with Stainless Steel (316) body and nut and nickel plated brass insert, including elastomeric seal. Can be used for knockout or threaded entries as fitting rotates until tightened.

IP66 IP67 IP68 IP69

## C-90-SS

### external thread stainless steel (316)

90° multipart compression fitting with Stainless Steel (316) body and nut and nickel plated brass insert, including elastomeric seal. Can be used for knockout.

IP66 IP67 IP68 IP69

## LOCKNUTS

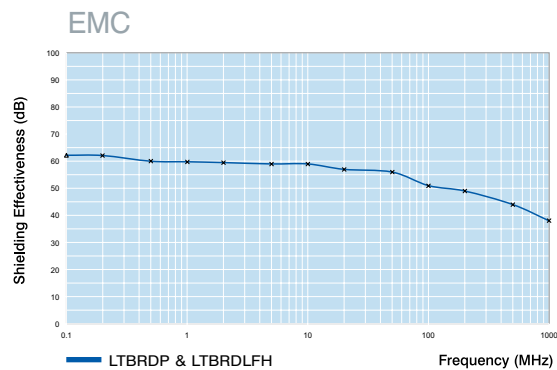
### stainless steel (316) locknuts

Hexagonal locknut to secure fitting.

## FCC-SS

### stainless steel (316) P clips

P clip to support conduit.



metric thread part number



metric thread part number



part number



part number

C-SS		C-90-SS		LOCKNUTS		FCC-SS		nominal size (mm)
LTP16-M16-CSS				SS-M16		FCC16-SS		10
LTP16-M20-CSS		LTP16-M20-CSS90		SS-M20		FCC16-SS		10
LTP20-M20-CSS		LTP20-M20-CSS90		SS-M20		FCC20-SS		12
LTP25-M25-CSS		LTP25-M25-CSS90		SS-M25		FCC25-SS		16
LTP32-M32-CSS		LTP32-M32-CSS90		SS-M32		FCC32-SS		16
LTP40-M40-CSS				SS-M40		FCC40-SS		20
LTP50-M50-CSS				SS-M50		FCC50-SS*		25
								32
								40
								50
								63

## Standards



BS EN IEC 61386



Note: refer to conduit properties for applicable standards

## Technical Drawing



LTPPU, LTPPUAS



LTBRDP & LTBRDLFH

# Hazardous area liquid tight conduit solutions

## EXD Conduit Glands

NEW

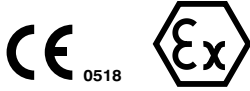


### Flameproof EXD Barrier gland properties

- IP Rating: IP66 + IP67 + IP68 (5 bar) + IP69
- Material: Nickel Plated Brass or Stainless Steel (316)
- Suitable for threaded entries
- Operating Temperature of gland -60°C to +85°C
- High mechanical strength
- Can be used with individual cores or oversheathed cable
- Can be used in Zone 1, Zone 2, Zone 21 and Zone 22 Hazardous areas when used with Flexicon's Liquid Tight range of flexible conduits
- ATEX and IECEx Ex d (Flameproof)
- ATEX and IECEx Ex e (Increased Safety)
- ATEX and IECEx Ex ta (Dust Ignition Protection)
- LUL Cert No. 2624

### Fittings

#### Standards



#### Hazardous Area Approvals

Group I	ATEX APPROVAL to EN60079-0 2009	Sira Certificate no:	Sira 10ATEX1172X	Ex d Flameproof	Ex d I Mb	EN 60079-1 2007	Ex e Increased Safety	Ex e I Mb	EN 60079-7 2007
Group I	IECEx APPROVAL to IEC60079-0 2007	Sira Certificate no:	IECEx SIR 10.0094X	Ex d Flameproof	Ex d I Mb	IEC 60079-1 2007	Ex e Increased Safety	Ex e I Mb	IEC 60079-7 2006-7
	ATEX APPROVAL to EN60079-0 2009	Sira Certificate no:	Sira 10ATEX1172X	Ex d Flameproof	Ex d II C Gb	EN 60079-1 2007	Ex e Increased Safety	Ex e II C Gb	EN 60079-7 2007
	IECEx APPROVAL to IEC60079-0 2007	Sira Certificate no:	IECEx SIR 10.0094X	Ex d Flameproof	Ex d II C Gb	IEC 60079-1 2007	Ex e Increased Safety	Ex e II C Gb	IEC 60079-7 2006-7
Group II	ATEX APPROVAL to EN60079-0 2009	Sira Certificate no:	Sira 10ATEX1172X	Ex ta Dust Ignition Proof	Ex ta IIIC DA IP6X	IEC 60079-31 2008	GOST APPROVAL no.	POCC GB.HO06.B00207	
	IECEx APPROVAL to IEC60079-0 2007	Sira Certificate no:	IECEx SIR 10.0094X	Ex ta Dust Ignition Proof	Ex ta IIIC DA IP6X	IEC 60079-31 2008			

### LTP - EXD

**Construction:** Nickel Plated Brass fitting with a elastomeric seal and two part epoxy resin pack. Supplied in boxes of one, complete with instructions and gloves.

**Typical Applications:** Flameproof barrier gland offering a high specification, high quality solution for Ex d, Ex e and Ex ta applications.  
IP rating: IP66 + IP67 + IP68 (5 bar) + IP69



IP66 IP67 IP68 IP69

To fit nominal size (mm)	metric thread part number	NPT thread part number
16	LTP16-M20-EXD	LTP16-050-EXD
20	LTP20-M20-EXD	LTP20-050-EXD
25	LTP25-M25-EXD	LTP25-075-EXD
32	LTP32-M32-EXD	LTP32-100-EXD
40	LTP40-M40-EXD	LTP40-125-EXD
50	LTP50-M50-EXD	LTP50-150-EXD
63	LTP63-M63-EXD	LTP63-200-EXD

### LTP - EXD - SS

NEW

**Construction:** Stainless steel (grade 316) fitting with a elastomeric seal and two part epoxy resin pack. Supplied in boxes of one, complete with instructions and gloves.

**Typical Applications:** Flameproof barrier gland offering a high specification, high quality solution for Ex d, Ex e and Ex ta applications where additional corrosion resistance is required.


IP rating: IP66 + IP67 + IP68 (5 bar) + IP69



IP66 IP67 IP68 IP69

To fit nominal size (mm)	metric thread part number	NPT thread part number
16	LTP20-M20-EXD-SS	LTP20-050-EXD-SS
20	LTP25-M25-EXD-SS	LTP25-075-EXD-SS
25	LTP32-M32-EXD-SS	LTP32-100-EXD-SS
32	LTP40-M40-EXD-SS	LTP40-125-EXD-SS
40	LTP50-M50-EXD-SS	LTP50-150-EXD-SS
50	LTP63-M63-EXD-SS	LTP63-200-EXD-SS
63		

Used with the following conduits:- as featured on pages 64 & 66



LTP / LTPAS



LTPHC

LTPLFH



LTPPU / LTPPUAS



## properties



- IP Rating: IP66 + IP67 + IP68 (5 bar)
- Material: Nickel Plated Brass
- Suitable for threaded entries
- Operating Temperature of gland -60°C to +85°C
- High mechanical strength
- Can be used with individual cores or oversheathed cable
- Can be used in Zone 1, Zone 2, Zone 21 and Zone 22 Hazardous areas when used with Flexicon's Liquid Tight range of flexible conduits
- ATEX and IECEx Ex d (Flameproof)
- ATEX and IECEx Ex e (Increased Safety)
- ATEX and IECEx Ex ta (Dust Ignition Protection)



## Hazardous Area Approvals

<b>ATEX APPROVAL to EN60079-0 2006</b>		Sira Certificate no: SIRA 13ATEX1072X
Ex d Flameproof	Ex d II C Gb	
Ex e Increased Safety	Ex e II C Gb	
Ex ta Dust Ignition Proof	Ex ta IIIC DA IP6X	
<b>IECEx APPROVAL to IEC60079-0 2004</b>		Sira Certificate no: IEC Ex SIR13.0027X
Ex d Flameproof	Ex d II C Gb	
Ex e Increased Safety	Ex e II C Gb	
Ex ta Dust Ignition Proof	Ex ta IIIC DA IP6X	
<b>GOST APPROVAL no.</b>		POCC GB.HO06.B00207



### LTP - EXD - 90

NEW

**Construction:** 90° elbow, Nickel Plated Brass fitting with an elastomeric seal and two part epoxy resin pack. Supplied in boxes of one complete with instructions and gloves.

**Typical Applications:** Flameproof barrier gland ideal for use when there is restricted space to terminate into an enclosure / equipment. IP rating: IP66 + IP67 + IP68 (5 bar)



IP66 IP67 IP68

To fit nominal size (mm)	metric thread part number
16	LTP16-M20-EXD-90
20	LTP20-M20-EXD-90
25	LTP25-M25-EXD-90
32	LTP32-M32-EXD-90
40	LTP40-M40-EXD-90
50	LTP50-M50-EXD-90
63	LTP63-M63-EXD-90

### LTP - EXD - 45

NEW

**Construction:** 45° elbow, nickel plated brass fitting with an elastomeric seal and two part epoxy resin pack. Supplied in boxes of one complete with instructions and gloves.

**Typical Applications:** Flameproof barrier gland ideal for use when there is restricted space to terminate into an enclosure / equipment. IP rating: IP66 + IP67 + IP68 (5 bar)



IP66 IP67 IP68

To fit nominal size (mm)	metric thread part number
16	LTP16-M20-EXD-45
20	LTP20-M20-EXD-45
25	LTP25-M25-EXD-45
32	LTP32-M32-EXD-45
40	LTP40-M40-EXD-45
50	LTP50-M50-EXD-45
63	LTP63-M63-EXD-45



LTPSS



LTPUL



LTBRDP



LTBRDLFH



# Hazardous area liquid tight conduit solutions

## EXD Braided Conduit Glands

NEW

AS  
ANTI-STATIC

### properties

- IP Rating: IP66 + IP67 + IP68 (5 bar) + IP69
- Material: Nickel Plated Brass
- Suitable for threaded entries
- Operating Temperature of gland -60 °C to +85 °C
- High mechanical strength
- Can be used with individual cores or oversheathed cable
- Used with overbraided conduit system LTPBRD to achieve EMC screening
- Can be used in Zone 1, Zone 2, Zone 21 and Zone 22 Hazardous areas when used with Flexicon's Liquid Tight range of flexible conduits
- ATEX and IECEx Ex d (Flameproof)
- ATEX and IECEx Ex e (Increased Safety)
- ATEX and IECEx Ex ta (Dust Ignition Protection)

### Fittings

### Accessories

### Hazardous Area Approvals

Group I	<b>ATEX APPROVAL to EN60079-0 2009</b>	<b>Sira Certificate no:</b>	<b>Sira 10ATEX1172X</b>	
	Ex d Flameproof	Ex d I Mb	EN 60079-1 2007	
	Ex e Increased Safety	Ex e I Mb	EN 60079-7 2007	
	<b>IECEx APPROVAL to IEC60079-0 2007</b>	<b>Sira Certificate no:</b>	<b>IECEx SIR 10.0094X</b>	
Ex d Flameproof	Ex d I Mb	IEC 60079-1 2007		
Ex e Increased Safety	Ex e I Mb	IEC 60079-7 2006-7		

Group II	<b>ATEX APPROVAL to EN60079-0 2009</b>	<b>Sira Certificate no:</b>	<b>Sira 10ATEX1172X</b>	
	Ex d Flameproof	Ex d II C Gb	EN 60079-1 2007	
	Ex e Increased Safety	Ex e II C Gb	EN 60079-7 2007	
	Ex ta Dust Ignition Proof	Ex ta IIIC DA IP6X	IEC 60079-31 2008	
<b>IECEx APPROVAL to IEC60079-0 2007</b>	<b>Sira Certificate no:</b>	<b>IECEx SIR 10.0094X</b>		
Ex d Flameproof	Ex d II C Gb	IEC 60079-1 2007		
Ex e Increased Safety	Ex e II C Gb	IEC 60079-7 2006-7		
Ex ta Dust Ignition Proof	Ex ta IIIC DA IP6X	IEC 60079-31 2008		
<b>GOST APPROVAL no.</b>		<b>POCC GB.HO06.B00207</b>		

With a comprehensive range of EXD accessories we can offer customers choice when it comes to specifying hazardous area approved equipment. Our products are manufactured in the UK and have been tested to the latest ATEX & IECEx directives and standards. The approvals are marked on the body of the product allowing visibility once installed.

### LTPB - EXD

NEW

**Construction:** Nickel Plated Brass fitting with a elastomeric seal and two part epoxy resin pack. Supplied in boxes of one, complete with instructions and gloves.

**Typical Applications:** Flameproof barrier gland offering a high specification, high quality solution for Ex d, Ex e and Ex ta applications. For use with external braided conduit systems where high mechanical protection and / or emc screening is required. IP rating: IP66 + IP67 + IP68 (5 bar) + IP69



IP66 IP67 IP68 IP69

To fit nominal size (mm)	metric thread part number	NPT thread part number
20	LTPB20-M20-EXD	LTPB20-050-EXD
25	LTPB25-M25-EXD	LTPB25-075-EXD
32	LTPB32-M32-EXD	LTPB32-100-EXD
40	LTPB40-M40-EXD	LTPB40-125-EXD
50	LTPB50-M50-EXD	LTPB50-150-EXD

Please note that some of the above products are made to order on request and may be subject to MOQ and lead time. Contact us for further details.



See page 72 for more information.

### Used with



LTPBRD

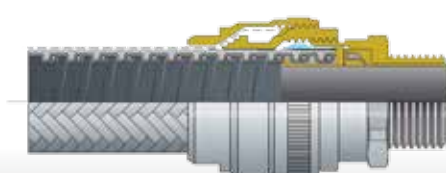
See page 80 for details.

### Standards

BS EN IEC 61386



### Technical Drawing



LTPB - EXD

# Hazardous area liquid tight conduit solutions

## EXE - Increased Safety and Dust Ignition Proof properties

- IP Rating: IP66 for EX e and EX t applications
- IP Rating: IP67 + IP68 (5 bar) + IP69 for industrial applications
- Material: Nickel Plated Brass
- Suitable for knockouts or threaded entries
- Operating Temperature of fitting -20°C to +85°C for EX e and EX t applications
- High mechanical strength and electrical continuity
- Operating Temperature of fitting -50°C to +135°C for industrial applications
- Can be used in Zone 1, Zone 2, Zone 21 and Zone 22 Hazardous areas when used with Flexicon's Liquid Tight range of flexible conduits
- ATEX and IECEx Ex e (Increased Safety)
- ATEX and IECEx Ex t (Dust Ignition Protection)
- Vibration and shock resistant to EN61373 Cat 2

### Hazardous Area Approvals

Group II	<b>ATEX APPROVAL to EN60079-0 2009</b>		<b>Intertek Certificate no:</b> ITS 14ATEX379584	
	Ex e Increased Safety	Ex e II Gb	EN 60079-7 2007	
	Ex tb Dust Ignition Proof	Ex tb III C DA IP6X	EN 60079-31 2009	
	<b>IECEx APPROVAL to IEC80079-0 2007</b>		<b>Intertek Certificate no:</b> IECEx ITS 14.005U	
Ex e Increased Safety	Ex e II Gb	IEC 60079-7 2006		
Ex tb Dust Ignition Proof	Ex tb III C DA IP6X	IEC 60079-31 2008		



Offering Ex e (Increased Safety) and Ex t (Dust Ignition Protection) performance with any Liquid Tight Conduits

LTP - EXE <span style="float: right;">NEW</span>				LTP - EXE - 90 <span style="float: right;">NEW</span>				LTP - EXE - 45 <span style="float: right;">NEW</span>			
<b>external thread nickel plated brass</b> Multipart compression fitting including elastomeric seal. Can be used for knockout or threaded entries as fitting rotates until tightened.				<b>external thread nickel plated brass</b> 90° multipart compression fitting including elastomeric seal. Can be used for knockout.				<b>external thread nickel plated brass</b> 45° multipart compression fitting including elastomeric seal. Can be used for knockout.			
To fit nominal size (mm)	metric thread part number	PG thread	NPT thread part number	metric thread part number		metric thread part number					
16	LTP16-M16-EXE	LTP16-PG11-EXE	LTP16-050-EXE (1/2")	LTP16-M16-EXE-90		LTP16-M16-EXE-45					
16	LTP16-M20-EXE	LTP16-PG13-EXE		LTP16-M20-EXE-90		LTP16-M20-EXE-45					
20	LTP20-M20-EXE	LTP20-PG16-EXE	LTP20-050-EXE (1/2")	LTP20-M20-EXE-90		LTP20-M20-EXE-45					
25	LTP25-M40-EXE	LTP25-PG21-EXE	LTP25-075-EXE (3/4")	LTP25-M25-EXE-90		LTP25-M25-EXE-45					
32	LTP32-M32-EXE	LTP32-PG29-EXE	LTP32-100-EXE (1")	LTP32-M32-EXE-90		LTP32-M32-EXE-45					
40	LTP40-M40-EXE	LTP40-PG36-EXE	LTP40-125-EXE (1 1/4")	LTP40-M40-EXE-90		LTP40-M40-EXE-45					
50	LTP50-M50-EXE	LTP50-PG42-EXE	LTP50-150-EXE (1 1/2")	LTP50-M50-EXE-90		LTP50-M50-EXE-45					
63	LTP63-M63-EXE	LTP63-PG48-EXE	LTP63-200-EXE (2")	LTP63-M63-EXE-90		LTP63-M63-EXE-45					

**Used with**

LTPAS LTPPU LTBDFH  
or any of the LTP conduit types, see page 64

**Standards**

BS EN IEC 61386

**Technical Drawing**

LTP - EXE



# Flexicon EXD Accessories Range

properties

NEW

- ATEX Certification Detail - SIRA01ATEX1284U, SIRA02ATEX1003X  
IEC Ex Certification Detail: IEC Ex SIR07.0052X
- Continuous Operating Temperature: -60°C to +200°C
- Ingress Protection Rating: Up to IP68 when fitted with a suitable Sealing Washer
- Materials: Nickel Plated Brass
- Optional Accessories: Locknut, Serrated Washer, Earth Tag, Sealing Washer. See Page 86

## Accessories

Our range of thread converters are designed for both Industrial and Hazardous Area applications with Ex "d", Ex "e" and Ex "ta" component approval.

Available with male to female connection threads these products can be used to increase, reduce or convert the thread type.

Technical Data	
Design Specification	EN 50262:1989, BS 6121:Part 1:1989
ATEX Code of Protection Category	ATEX  II 2 GD Ex d IIC & Ex e II - Component & Equipment, Zone 1, Zone 2, Zone 21, & Zone 22 - Gas Groups IIA, IIB, IIC, ATEX IM2 Ex d I, Ex e I
ATEX Compliance Standards	EN 60079-0:2006, EN 60079-1:2004, EN 60079-7:2007, EN 50281-1-1:1998
IEC Ex Code of Protection Category	Ex d I, Ex e I, Ex d IIC, Ex e II, Ex tD A21 IP6X
IEC Ex Compliance Standards	IEC 60079-0:2004, IEC 60079-1:2003, IEC 60079-7:2006-07, IEC 61241-0:2004, IEC 61241-1:2004

## EXD Thread Converters

NEW



Our thread converters are Nickel Plated Brass as standard.

### Internal Metric to External Metric

Male Thread - External	Female Thread - Internal					
	M16	M20	M25	M32	M40	M50
M16		<b>B-M16-M20-EXD</b>				
M20	<b>B-M20-M16-EXD</b>		<b>B-M20-M25-EXD</b>			
M25		<b>B-M25-M20-EXD</b>		<b>B-M25-M32-EXD</b>		
M32			<b>B-M32-M25-EXD</b>		<b>B-M32-M40-EXD</b>	
M40				<b>B-M40-M32-EXD</b>		
M50				<b>B-M50-M32-EXD</b>	<b>B-M50-M40-EXD</b>	
M63					<b>B-M63-M40-EXD</b>	<b>B-M63-M50-EXD</b>

### Internal Metric to External NPT

Male Thread - External	Female Thread - Internal					
	M16	M20	M25	M32	M40	M50
1/2"		<b>B-050-M20-EXD</b>				
3/4"		<b>B-075-M20-EXD</b>	<b>B-075-M25-EXD</b>			
1"				<b>B-100-M32-EXD</b>		

To obtain Adaptor & Reducer nominal dimensions, follow the steps below:-

**Step 1** - Select male thread by consulting the left hand column of the table.

**Step 2** - Select the female thread size by consulting column headings at the top of tables, and by cross referencing this with the selection in step 1.

Please note that the data in the tables above includes Adaptors and Reducers that are certified for use in Hazardous Areas.






Designed to provide a permanent or temporary means of blanking unused cable entry holes in Flameproof enclosures enabling the equipment to be safely deployed in the Hazardous Area. Always inserted from the outside of the enclosure, we have a range of stopping plug options depending on the required installation method.

## Allen Key

The Allen key stopping plugs can be installed or removed using an allen key. We offer standard stopping plugs or Dome Head type allen key stopping plugs.




### Technical Data - Standard & Dome Head

Design Specification	BS 6121:Part 1:1989, EN 50262:1999
ATEX Code of Protection Category	ATEX  IM2 Ex d I, Ex e I; ATEX  II 2 Ex d IIC, Ex e II
ATEX Compliance Standards	EN 60079-0, EN 60079-7, EN 61241-0, EN 61241-1
IEC Ex Code of Protection Category	Ex d I, Ex e I, Ex d IIC, Ex e II, Ex tD A21 IP6X 
IEC Ex Compliance Standards	IEC 60079-0:2004, IEC 60079-1:2003, IEC 60079-7:2006-07, IEC 61241-0:2004, IEC 61241-1:2004

## Hex Head

The Hex head stopping plugs can be installed or removed with a standard open ended or ring type spanner or wrench.

### Technical Data - Hex Head

ATEX Code of Protection Category	ATEX  II 2 GD Ex d IIC & Ex e II - Component & Equipment, Zone 1, Zone 2, Zone 21, & Zone 22 - Gas Groups IIA, IIB, IIC, ATEX  IM2 Ex d I, Ex e I
ATEX Compliance Standards	EN 60079-0:2006, EN 60079-1:2004, EN 60079-7:2007, EN 50281-1-1:1998
IEC Ex Code of Protection Category	Ex d I / Ex e I / Ex d IIC / Ex e II, Ex tD A21 IP6X 
IEC Ex Compliance Standards	IEC 60079-0:2004, IEC 60079-1:2003, IEC 60079-7:2006-07, IEC 61241-0:2004, IEC 61241-1:2004

## EXD Stopping Plugs

NEW



Our stopping plugs are Nickel Plated Brass as standard.



Size Range	Standard	Dome Head	Hex Head
M16	B-M16-SP-EXD	B-M16-DSP-EXD	B-M16-HSP-EXD
M20	B-M20-SP-EXD	B-M20-DSP-EXD	B-M20-HSP-EXD
M25	B-M25-SP-EXD	B-M25-DSP-EXD	B-M25-HSP-EXD
M32	B-M32-SP-EXD	B-M32-DSP-EXD	B-M32-HSP-EXD
M40	B-M40-SP-EXD	B-M40-DSP-EXD	B-M40-HSP-EXD
M50	B-M50-SP-EXD	B-M50-DSP-EXD	B-M50-HSP-EXD
M63	B-M63-SP-EXD	B-M63-DSP-EXD	B-M63-HSP-EXD

# FL system galvanised steel pliable



# FLP system galvanised steel pvc coated, pliable



## Conduit

## Fittings

## Conduit

## Fittings

### FL

**Construction:** Corrugated galvanised steel with kraft paper lining. Colour, zinc self colour.

**Typical Applications:** Any installation where there is no movement.

- High compression strength
- Provides EMC screening
- IP rating: IP40,
- Can be formed into shape requiring fewer clips
- Temperature range -40°C to +120°C
- Nickel plated brass fittings
- Inherently low fire hazard

### C Type

**external thread nickel plated brass**

Multipart compression fitting including elastomeric compression seal. Can be used for knockout or threaded entries as fitting rotates until tightened. Provides EMC screening.

IP40



### FLP

**Construction:** Corrugated galvanised steel with kraft paper lining and smooth pvc outer cover. Colour black.

**Typical Applications:** Any installation where there is no movement and a high IP rating is required.

- High compression strength
- Pull off strength: Type C 50kg (20mm)
- Provides EMC screening
- IP rating: IP66 + IP67 for Type C
- Smooth, wipe clean outer cover
- Does not wrinkle when bent
- Can be formed into shape requiring fewer clips
- Temperature range -15°C to +70°C
- Lloyd's Register Type Approved

### C Type

**external thread nickel plated brass**

Multipart compression fitting including serrated elastomeric seal. Can be used for knockout or threaded entries as fitting rotates until tightened. Provides EMC screening once outer plastic sheath is trimmed from end of conduit (see diagram on page 99).

IP66

IP67



nominal size (mm)	FL part number	reel length (m)	outside dia (mm)	inside dia (mm)	min inside bend radius (mm)	metric thread part number	nominal size (mm)	FLP part number	reel length (m)	min inside bend radius (mm)	outside dia (mm)	inside dia (mm)	metric thread part number
16							16	FLP16B	25	35	17.8	11.6	FLP16-M16-C
20	FL20	25	19.0	14.6	35	FL20-M20-C	20	FLP20B	10,25,50	35	20.9	14.6	FLP20-M20-C
25	FL25	25	25.1	20.4	45	FL25-M25-C	25	FLP25B	10,25,50	45	27.3	20.4	FLP25-M25-C
32							32	FLP32B	10,25	55	34.0	26.7	FLP32-M32-C
40							40	FLP40B*	10, 25	70	40.4	32.8	(use C-HS fitting)
50							50	FLP50B*	10, 20	110	53.1	45.3	(use C-HS fitting)

## Standards

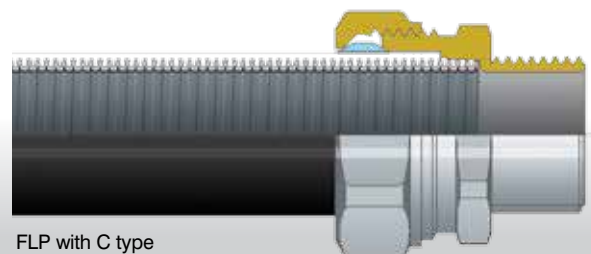


BS EN IEC 61386



Note: refer to conduit properties for applicable standards

## Technical Drawing



FLP with C type

# Flexicon Ultrascreen™

NEW

## LFHP system

galvanised steel extra LFH coated, pliable



### Conduit

### Fittings

#### LFHP

**Construction:** Corrugated galvanised steel with kraft paper lining and smooth extra LFH outer cover. Colour black.

**Typical Applications:** Any installation where there is no movement and a high IP rating is required.

- Pull off strength: Type C-HS 100kg (20mm)
- Extra low fire hazard, oil resistant and UV resistant
- Vibration and shock tested to EN61373 Cat 2
- High compression strength 570kg/100mm
- Provides EMC screening
- IP rating: IP66 + IP67 + IP68 (5 bar) + IP69
- Can be formed into shape requiring fewer clips
- Temperature range -25°C to +90°C
- Smooth, wipe clean outer cover
- Does not wrinkle when bent
- Lloyd's Register Type Approved
- LUL (Cert No. 297)
- NCAGE No. U5256

#### C-HS

**external thread brass - high specification**

Multipart compression fitting including serrated elastomeric seal. Can be used for knockout or threaded entries as fitting rotates until tightened. Provides EMC screening once outer plastic sheath is trimmed from end of conduit (see diagram on page 99).

IP66 IP67 IP68 IP69

#### F-HS

**internal thread brass - high specification**

Multipart compression fitting including serrated elastomeric seal. Provides EMC screening once outer plastic sheath is trimmed from end of conduit (see diagram on page 99).

IP66 IP67 IP68 IP69

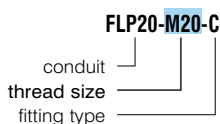


nominal size (mm)	LFHP part number	reel length (m)	min inside bend radius (mm)	outside dia (mm)	inside dia (mm)	metric thread part number	metric thread part number
16	LFHP16B	25	40	17.8	11.6	FLP16-M16-C-HS	FLP16-M16-F-HS
20	LFHP20B	25	40	20.9	14.6	FLP20-M20-C-HS	FLP20-M20-F-HS
25	LFHP25B	25	55	27.3	20.4	FLP25-M25-C-HS	FLP25-M25-F-HS
32	LFHP32B	25	65	34.0	26.7	FLP32-M32-C-HS	FLP32-M32-F-HS
40	LFHP40B*	25	85	40.4	32.8	FLP40-M40-C-HS*	FLP40-M40-F-HS*
50	LFHP50B*	25	130	53.1	45.3	FLP50-M50-C-HS*	FLP50-M50-F-HS*

### Ordering Notes

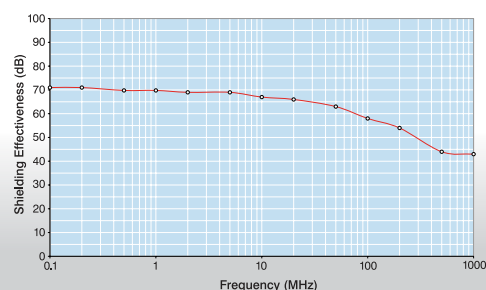
- Add reel length eg: FLP20B-25M for 25m reel
- **Available on request:**
  - longer lengths
  - cut lengths and assemblies
  - additional sizes
  - full copies of independent test report confirming screening effectiveness

#### How to read the fittings code



\* Indicates parts made to order on request and may be subject to MOQ and lead time

### EMC Screening Performance



**FSB system** galvanised steel core, pvc coated, galvanised steel overbraid



**LFHUBRD system** galvanised steel core, extra LFH coated, stainless steel overbraid



Conduit

Fittings

**FSB**

**Construction:** Galvanised steel, helically wound, flexible conduit with pvc coating and galvanised steel overbraid. Colour zinc, self colour.

**Typical Applications:** Industrial environments where higher abrasion resistance or screening are required.

**LFHUBRD**

**Construction:** Galvanised steel, helically wound, flexible conduit with extra LFH coating and stainless steel (316) overbraid.

**Typical Applications:** Metro rail stations where LFH, EMC screening and anti-vandal properties are required. Compliant to LUL std 1-085 (Cert No.297).

**M**

**fixed external thread nickel plated brass**

Two part fitting comprising of shell and body with external thread. This fitting can be inserted into a knockout and secured with a locknut.

IP54

**S**

**swivel external thread nickel plated brass**

Two part fitting comprising of shell and body. The external thread swivels about the main body. Can be used with threaded entries, or knockout secured with a locknut.

IP54



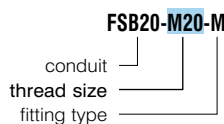
nominal size (mm)	FSB part number		reel length (m)	outside dia (mm)	inside dia (mm)	min. inside bend radius (mm)
	FSB	LFHUBRD				
12	FSB12		25	15.2	10.2	30
16	FSB16		25	18.2	13.0	40
20	FSB20	LFHUBRD20	25	22.7	16.9	45
25	FSB25	LFHUBRD25	25	27.2	21.1	55
32	FSB32	LFHUBRD32	25	35.2	28.1	70
40	FSB40	LFHUBRD40	10	45.7	37.6	80
50	FSB50		10	57.7	48.4	90

metric thread part number	PG thread part number	metric thread part number	PG thread part number
FSB12-M16-M	FSB12-PG9-M	FSB12-M16-S	FSB12-PG9-S
FSB16-M16-M	FSB16-PG11-M	FSB16-M16-S	FSB16-PG11-S
FSB16-M20-M		FSB16-M20-S	
FSB20-M20-M	FSB20-PG16-M	FSB20-M20-S	FSB20-PG16-S
FSB25-M25-M	FSB25-PG21-M	FSB25-M25-S	FSB25-PG21-S
FSB32-M32-M	FSB32-PG29-M	FSB32-M32-S	FSB32-PG29-S
FSB40-M40-M	FSB40-PG36-M	FSB40-M40-S	FSB40-PG36-S
FSB50-M50-M	FSB50-PG48-M	FSB50-M50-S	FSB50-PG42-S

Ordering Notes

- Add reel length eg: FSB20-25M for 25m reel
- Available on request:
  - longer lengths, cut lengths and assemblies
  - additional sizes, stainless steel overbraided
  - PG threads, female threaded fittings
  - full copies of independent test report confirming screening effectiveness

How to read the fittings code



Standards




BS EN IEC 61386



Note: refer to conduit properties for applicable standards

# properties

- High mechanical strength
- Tensile strength with standard fittings 120kg for 20mm size
- Tensile strength with C type fittings 300kg for 20mm size
- Highly flexible
- IP rating: IP54 for standard fittings, IP65 for C type fittings
- High abrasion resistance
- Resists hot metal swarf and splashes
- Provides EMC screening
- Temperature range
  - 15°C to +70°C (FSB)
  - 20°C to +90°C (LFHUBRD)
- LFHUBRD is extra low fire hazard
- Compliant to LUL Std 1-085 (LFHUBRD) (Cert No. 297)
- Nickel plated brass fittings
- Vibration and shock tested to EN61373 Cat 2



**P**

**plain hole connector nickel plated brass**

Two part fitting comprising of shell and body without thread. The body is fitted through the opposite side of the entry to the conduit and acts as a locking device also providing a smooth entry bush.

IP54

**C**

**fixed external thread nickel plated brass**

Multipart compression fitting including elastomeric seal. Can be used for knockouts. Braid is locked between inner and outer compression nuts.

IP65

**C-S**

**swivel external thread nickel plated brass**

Multipart compression fitting including elastomeric seal can be used for knockouts or threaded entries. Braid is locked between inner and outer compression nuts.

IP65

**C90**

**external thread elbow nickel plated brass**

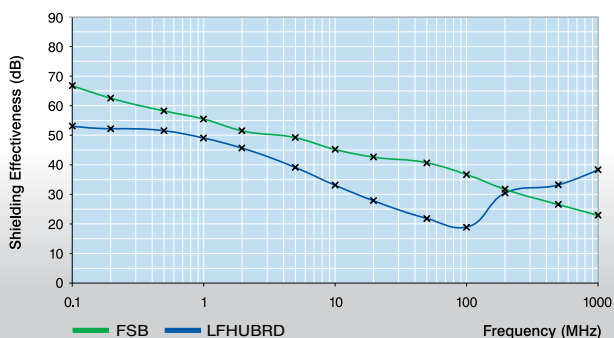
Multipart 90° compression fitting including elastomeric seal. Braid is locked between inner and outer compression nuts.

IP65

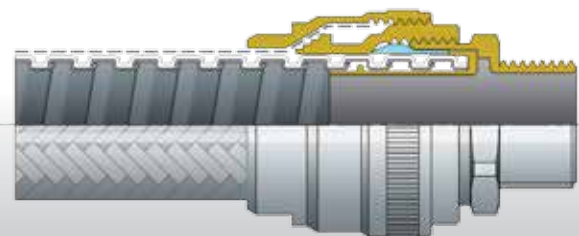


hole size (mm)	part number	metric thread part number	PG thread part number	metric thread part number	metric thread part number	nominal size (mm)
12	FSB12-P					12
16	FSB16-P	FSB16-M16-C	FSB16-PG11-C	FSB16-M16-C-S	FSB16-M16-C90	16
		FSB16-M20-C	FSB16-PG13-C	FSB16-M20-C-S	FSB16-M20-C90	16
20	FSB20-P	FSB20-M20-C	FSB20-PG16-C	FSB20-M20-C-S	FSB20-M20-C90	20
25	FSB25-P	FSB25-M25-C	FSB25-PG21-C	FSB25-M25-C-S	FSB25-M25-C90	25
32	FSB32-P	FSB32-M32-C	FSB32-PG29-C	FSB32-M32-C-S	FSB32-M32-C90	32
40	FSB40-P					40
50	FSB50-P					50

## EMC Screening Performance



## Technical Drawing





**FB system**  
galvanised steel core  
galvanised steel overbraid

**FUSSB system**  
galvanised steel core  
stainless steel overbraid



Conduit

Fittings

**FB**

**Construction:** Galvanised steel, helically wound conduit with galvanised steel overbraid. Colour zinc, self colour.

**Typical Applications:** Industrial environments and high temperatures.

**FUSSB**

**Construction:** Galvanised steel, helically wound, flexible conduit with stainless steel (316) overbraid.

**Typical Applications:** Underground stations where LFH properties and EMC screening are required.

**M**

**fixed external thread  
nickel plated brass**

Two part fitting comprising shell and body with external thread. This fitting can be inserted into a knocknut and secured with a locknut.

IP40

**S**

**swivel external thread  
nickel plated brass**

Two part fitting comprising shell and body. The external thread swivels about the main body. Can be used with threaded entries, or knockout secured with a locknut.

IP40



nominal size (mm)	<b>FB</b> part number	<b>FUSSB</b> part number	reel length (m)	outside dia (mm)	inside dia (mm)	min inside bend radius (mm)
12	FB12	FUSSB12*	25	14.0	10.2	30
16	FB16	FUSSB16*	25	17.5	13.0	40
16						
20	FB20	FUSSB20	25	21.5	16.9	45
25	FB25	FUSSB25	25	26.0	21.1	55
32	FB32	FUSSB32	25	34.0	28.1	70
40	FB40	FUSSB40*	10	43.5	37.6	80
50	FB50	FUSSB50*	10	54.5	48.4	90

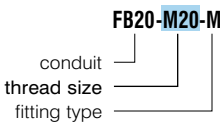
metric thread part number	PG thread part number	metric thread part number	PG thread part number
FB12-M16-M	FB12-PG9-M	FB12-M16-S	FB12-PG9-S
FB16-M16-M	FB16-PG11-M	FB16-M16-S	FB16-PG11-S
FB16-M20-M		FB16-M20-S	
FB20-M20-M	FB20-PG16-M	FB20-M20-S	FB20-PG16-S
FB25-M25-M	FB25-PG21-M	FB25-M25-S	FB25-PG21-S
FB32-M32-M	FB32-PG29-M	FB32-M32-S	FB32-PG29-S
FB40-M40-M	FB40-PG36-M	FB40-M40-S	FB40-PG36-S
FB50-M50-M	FB50-PG48-M	FB50-M50-S	FB50-PG48-S

Ordering Notes

Standards

- Add reel length eg: FB20-25M for 25m reel
- \* Indicates parts made to order on request and may be subject to MOQ and lead time
- **Available on request:**
  - longer lengths, cut lengths and assemblies
  - additional sizes, stainless steel overbraided
  - PG threads, female threaded fittings
  - full copies of independent test report confirming screening effectiveness

How to read the fittings code



BS EN IEC 61386



# properties

- High mechanical strength
- Highly flexible
- IP rating: IP40
- High abrasion resistance
- Resists hot metal swarf and splashes
- Provides EMC screening
  - 55dB@1MHz (FB)
  - 49dB@1MHz (FUSSB)
- Temperature range -100°C to +300°C
- Inherently Low Fire Hazard (LFH)
- Fully compliant to LUL Std 1-085. (Cert No. 296)
- Nickel plated brass fittings



## P

### plain hole connector nickel plated brass

Two part fitting comprising shell and body without thread. The body is fitted through the opposite side of the entry to the conduit and acts as a locking device also providing a smooth entry bush.

IP40

## 90° elbow

### internal and external threaded nickel plated brass elbow

90° elbow which can be screwed onto external threaded fittings.

## locknuts

### galvanised steel and nickel plated brass locknuts

Hexagonal locknut to secure fitting. EMC locknuts have raised corners to ensure good continuity.

## FCC

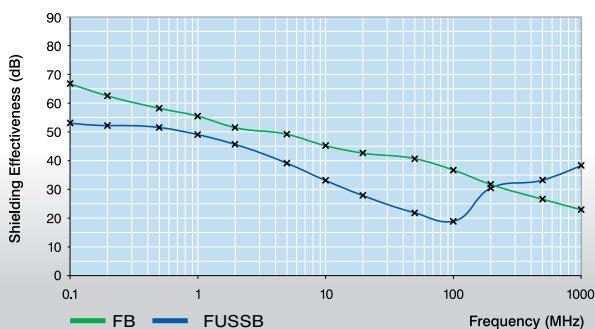
### plated steel P clip with pvc liner, stainless steel P clips

P clip to support and secure conduit.

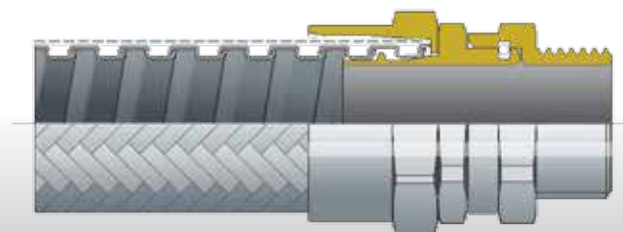


hole size (mm)	part number	metric thread part number	metric thread steel part number	metric thread EMC part number	metric thread brass part number	plated steel part number	stainless steel part number	nominal size (mm)
12	FB12-P	BM90-16M	S-M16		B-M16	FCC12	FCC12-SS*	12
16	FB16-P	BM90-16M	S-M16		B-M16	FCC16	FCC16-SS	16
		BM90-20M	S-M20	B-M20-EMC	B-M20	FCC16	FCC16-SS	16
20	FB20-P	BM90-20M	S-M20	B-M20-EMC	B-M20	FCC20	FCC20-SS	20
25	FB25-P	BM90-25M	S-M25	B-M25-EMC	B-M25	FCC25	FCC25-SS	25
32	FB32-P	BM90-32M	S-M32	B-M32-EMC	B-M32	FCC32	FCC32-SS	32
40	FB40-P	BM90-40M	S-M40	B-M40-EMC	B-M40	FCC40	FCC40-SS	40
51	FB50-P	BM90-50M	S-M50		B-M50	FCC50	FCC50-SS*	50

## EMC Screening Performance



## Ordering Notes





# LTPBRD system

galvanised steel core,  
thermoplastic elastomer  
coated and stainless  
steel overbraid



## Conduit

### LTPBRD

**Construction:** Galvanised steel, helically wound, flexible conduit with thermoplastic elastomer cover (same as LTPHC) and stainless steel (grade 316) overbraid.

**Typical Applications:** Very arduous industrial environments such as steel works.

## Fittings

### C

#### external thread nickel plated brass

Multipart compression fitting including elastomeric seal. Can be used for knockout. Braid is locked between inner and outer compression nuts.

IP66 IP67 IP68 IP69

### C-S

#### swivel external thread nickel plated brass

Multipart compression fitting including elastomeric seal can be used for knockouts or threaded entries. Braid is locked between inner and outer compression nuts.

IP66 IP67 IP68 IP69

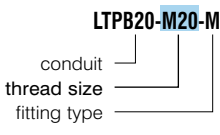


nominal size (mm)	LTPBRD part number	reel length (m)	outside dia (mm)	inside dia (mm)	min inside bend radius (mm)	metric thread part number	metric thread part number
16	LTPBRD16	25	19.3	12.6	45	LTPB16-M16-C	LTPB16-M16-S
16						LTPB16-M20-C	LTPB16-M20-S
20	LTPBRD20	25	22.6	16.0	65	LTPB20-M20-C	LTPB20-M20-S
25	LTPBRD25	25	27.9	21.0	100	LTPB25-M25-C	LTPB25-M25-S
32	LTPBRD32	25	34.6	26.5	135	LTPB32-M32-C	LTPB32-M32-S
40	LTPBRD40	10	43.3	35.4	175	LTPB40-M40-C	LTPB40-M40-S
50	LTPBRD50*+	10	49.3	40.4	230	LTPB50-M50-C*	LTPB50-M50-S*

## Ordering Notes

- Add reel length eg: LTPBRD20B-25M for 25m reel
- \* Indicates parts made to order on request and may be subject to MOQ and lead time
- + Double interlock section
- **Available on request:**
  - longer lengths
  - 45° available in sizes 16-50mm
  - cut lengths and assemblies
  - additional sizes
  - full copies of independent test report confirming screening effectiveness

### How to read the fittings code



## Standards

BS EN IEC 61386





# properties

- High mechanical strength
- Good flexibility
- IP rating: IP66 + IP67 + IP68 (5 bar) + IP69
- Temperature range -60°C to +150°C
- High abrasion resistance
- Very high tensile strength
- Vibration and shock tested to EN61373 Cat 2
- Inherent Anti-Static performance properties



## 90° elbow

### external threaded elbow nickel plated brass

Multipart compression fitting including elastomeric seal. Braid is locked between inner and outer compression nuts.

IP66 IP67 IP68 IP69

## RSW

NEW

### Polyester Elastomer Retained face sealing washers

Retained sealing washer to maintain IP rating of fitting to adjacent equipment.

## locknuts

### galvanised steel and nickel plated brass locknuts

Hexagonal locknut to secure fitting. EMC locknuts have raised corners to ensure good continuity.

## FCC

### plated steel P clip with pvc liner, stainless steel P clips

P clip to support conduit.



metric thread part number

metric thread part number

metric thread steel part number

metric thread EMC part number

metric thread brass part number

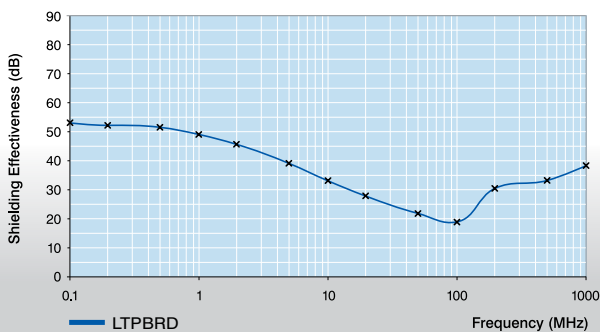
plated steel part number

stainless steel part number

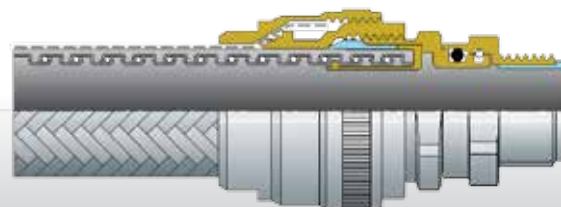
nominal size (mm)

LTPB16-M16-C90	RSW16	S-M16		B-M16	FCC16	FCC16-SS	16
LTPB16-M20-C90	RSW20						16
LTPB20-M20-C90	RSW20	S-M20	B-M20-EMC	B-M20	FCC20	FCC20-SS	20
LTPB25-M25-C90	RSW25	S-M25	B-M25-EMC	B-M25	FCC25	FCC25-SS	25
LTPB32-M32-C90	RSW32	S-M32	B-M32-EMC	B-M32	FCC32	FCC32-SS	32
LTPB40-M40-C90	RSW40	S-M40	B-M40-EMC	B-M40	FCC40	FCC40-SS	40
LTPB50-M50-C90	RSW50	S-M50		B-M50	FCC50	FCC50-SS*	50

## EMC Screening Performance



## Technical Drawing





**FPRSS system** corrugated nylon, stainless steel overbraid

**FPRTC system** corrugated nylon, tinned copper overbraid



Conduit

Fittings

**FPRSS**

**Construction:** Standard weight, extra low fire hazard, corrugated nylon (PA6), with stainless steel (316) overbraid.

**Typical Applications:** Metro rail stations for anti-vandal.

**FPRTC**

**Construction:** Standard weight, extra low fire hazard, corrugated nylon (PA6), with tinned copper overbraid.

**Typical Applications:** Inside railway carriages where screening is required.

**FPISS**

**Construction:** Standard weight, corrugated nylon (PA12), with stainless steel (316) overbraid.

**Typical Applications:** Moving machinery where low temperatures, abrasion and impacts occur.

**FPIHSS**

**Construction:** Heavy weight, corrugated nylon (PA12), with stainless steel (316) overbraid.

**Typical Applications:** Under railway carriages where low temperatures, abrasion, impact and regular movement occurs.

**C**

**fixed external thread nickel plated brass**

Multipart compression fitting including conduit retention clip and elastomeric seal. Can be used with knockouts. Braid is locked between inner and outer compression nuts.

IP67

**C-S**

**swivel external thread nickel plated brass**

Multipart compression fitting including conduit retention clip and elastomeric seal. Can be used for knockouts and threaded entries. Braid is locked between inner and outer compression nuts.

IP67



nominal size (mm)	<b>FPRSS</b> part number	<b>FPRTC</b> part number	<b>FPISS</b> part number	<b>FPIHSS</b> part number	outside dia (mm)	min inside dia (mm)	min inside bend radius (mm)	metric thread part number	metric thread part number	PG thread part number
16	FPRSS16-50M	FPRTC16-50M*	FPISS16-50M*	FPIHSS16-50M	17.3	11.5	35	BC16-M16-C	BC16-M16-S	BC16-PG11-S
20	FPRSS21-50M	FPRTC21-50M*	FPISS21-50M*	FPIHSS21-50M	22.7	15.0	45	BC21-M20-C	BC21-M20-S	BC21-PG16-S
25	FPRSS28-50M	FPRTC28-50M*	FPISS28-50M*	FPIHSS28-50M	30.0	21.3	50	BC28-M25-C	BC28-M25-S	BC28-PG21-S
32	FPRSS34-50M	FPRTC34-50M*	FPISS34-25M*	FPIHSS34-25M	36.0	27.6	60	BC34-M32-C	BC34-M32-S	BC34-PG29-S
40	FPRSS42-25M*	FPRTC42-25M*	FPISS42-25M*	FPIHSS42-25M*	44.0	35.5	70	BC42-M40-C	BC42-M40-S	
50	FPRSS54-25M*	FPRTC54-25M*	FPISS54-25M*	FPIHSS54-25M*	56.0	47.2	80	BC54-M50-C*	BC54-M50-S*	

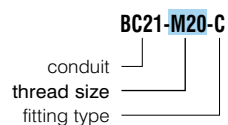
Ordering Notes

\* Indicates parts made to order on request and may be subject to MOQ and lead time

• Available on request:

- longer lengths
- cut lengths and assemblies
- additional sizes
- full copies of independent test report
- confirming screening effectiveness

How to read the fittings code



Standards



BS EN IEC 61386



Note: refer to conduit properties for applicable standards

# properties

## FPISS system

corrugated nylon,  
stainless steel overbraid



## FPIHSS system

corrugated nylon,  
stainless steel overbraid



### FPRSS & FPRTC

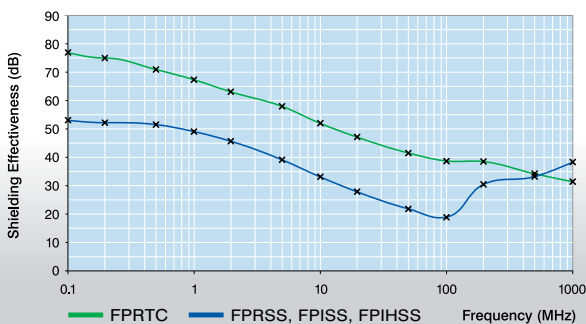
- Highly flexible and high fatigue life
- High impact strength
- Temperature range -40°C to +120°C
- Extra low fire hazard
- Provides EMC screening  
49dB@1MHz (FPRSS)  
67dB@1MHz (FPRTC)
- FPRSS provides high tensile strength and resistance to abrasion, corrosion and vandals
- Vibration and shock tested to EN61373 Cat 2
- LUL Cert No. 298

### FPISS & FPIHSS

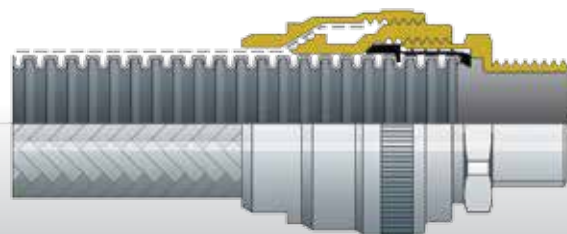
- Highly flexible
- Exceptional fatigue life
- Very high impact resistance even at low temperatures
- Temperature range -50°C to +110°C
- Low fire hazard
- Provides EMC screening 49dB@1MHz
- Provides high tensile strength and resistance to abrasion, corrosion and vandals
- Vibration and shock tested to EN61373 Cat 2

C-90	90° elbow	RSW <small>NEW</small>	sealing washers	locknuts	FCC			
<b>external thread elbow nickel plated brass</b> Multipart 90° compression fitting including conduit retention clip and elastomeric seal. Can be used with knockouts. Braid is locked between inner and outer compression nuts.	<b>internal and external nickel threaded brass elbow</b> 90° elbow which can be screwed onto external threaded fittings.	<b>Polyester Elastomer Retained face sealing washers</b> Retained sealing washer to maintain IP rating of fitting to adjacent equipment.	<b>fibre face sealing washers</b> Sealing washer to maintain IP rating of fitting to adjacent equipment.	<b>galvanised steel and nickel plated brass locknuts</b> Hexagonal locknut to secure fitting. EMC locknuts have raised corners to ensure good continuity.	<b>plated steel P clip with pvc liner, stainless steel P clips</b> P clip to support conduit.			
IP67								
metric thread part number	metric thread part number	metric thread part number	part number	metric thread steel part number metric thread EMC part number metric thread brass part number	plated steel part number stainless steel part number	nominal size (mm)		
BC21-M20-C90	BM90-16M BM90-20M BM90-25M BM90-32M BM90-40M BM90-50M	RSW16 RSW20 RSW25 RSW32 RSW40 RSW50	FWPG11 FWPG16 FWPG21 FWPG29	S-M16 S-M20 S-M25 S-M32 S-M40 S-M50	B-M16 B-M20-EMC B-M20 B-M25-EMC B-M25 B-M32-EMC B-M32 B-M40-EMC B-M40 B-M50	FCC16 FCC20 FCC25 FCC32 FCC40 FCC50	FCC16-SS FCC20-SS FCC25-SS FCC32-SS FCC40-SS FCC50-SS*	16 20 25 32 40 50

## EMC Screening Performance



## Technical Drawing



# Cable Gland Fittings NEW

## cable strain relief and enhanced IP rating for Flexicon conduits















For applications that require the conduit system to provide strain relief and enhanced IP rating to the cables being mechanically protected eg. rail market or heavy machinery construction sector.

### properties

- Combined properties of conduit fitting and cable gland
- Cable strain relief
- Additional IP rating on cable inside conduit\*
- Nickel plated brass fittings
- Cable gland properties: IP68 (10 bar) + IP69
- Temperature range
  - 40°C to +100°C for static applications
  - 20°C to +100°C for dynamic applications
- EMC cable gland version on request

### Conduit

### Fittings

Conduit size (mm)	Part Number	Suitable for the following conduits	Conduit	Fitting	IP rating of conduit system	IP rating of cable gland	Clamping range of cable gland
16	FSU16-BM16-CG	FU & SSU			IP40	IP68 (10 bar) + IP69	4.5-10mm
20	FSU20-BM20-CG						7-13mm
25	FSU25-BM25-CG						9-17mm
32	FSU32-BM32-CG						11-21mm
16	FSU16-BM16-CG	FSU, FNU, LFHU and FPU			IP65	IP68 (10 bar) + IP69	4.5-10mm
20	FSU20-BM20-CG						7-13mm
25	FSU25-BM25-CG						9-17mm
32	FSU32-BM32-CG						11-21mm
16	LTP16-BM16-CG	LTP, LTPHC, LTPUL, LTPAS, LTPSS, LTPLFH			IP66+IP67+ IP68 (5 bar) + IP69	IP68 (10 bar) + IP69	4.5-10mm
20	LTP20-BM20-CG						7-13mm
25	LTP25-BM25-CG						9-17mm
32	LTP32-BM32-CG						11-21mm
16	FSB16-BM16-CG	FB & FUSSB			IP40	IP68 (10 bar) + IP69	4.5-10mm
20	FSB20-BM20-CG						7-13mm
25	FSB25-BM25-CG						9-17mm
32	FSB32-BM32-CG						11-21mm
16	FSB16-BM16-CG	FSB & LFHUBRD			IP65	IP68 (10 bar) + IP69	4.5-10mm
20	FSB20-BM20-CG						7-13mm
25	FSB25-BM25-CG						9-17mm
32	FSB32-BM32-CG						11-21mm
16	LTPB16-BM16-CG	LTPBRD			IP66+IP67+ IP68 (5 bar) + IP69	IP68 (10 bar) + IP69	4.5-10mm
20	LTPB20-BM20-CG						7-13mm
25	LTPB25-BM25-CG						9-17mm
32	LTPB32-BM32-CG						11-21mm
16	LPC16-BM16-CG	LPC, LPCG, LPCO, LPCBU			IP66+IP67+ IP68 (5 bar) + IP69	IP68 (10 bar) + IP69	4.5-10mm
20	LPC20-BM20-CG						7-13mm
25	LPC25-BM25-CG						9-17mm
32	LPC32-BM32-CG						11-21mm

\*IP rating up to IP68 (10 bar), IP69 dependent on cable used

### Standards

BS EN IEC 61386





# FTCB Braided sleeving

## tinned copper braid system for EMC screening

NEW

ENHANCED EMC SCREEN \*\*\*

INHERENT LOW FIRE HAZARD \*\*\*

### properties

- EMC Screening 67dB @ 1Mhz for 20mm
- Can offer mechanical support
- Minimum optical cover 90%
- Can offer abrasion resistance

## Overbraid

### FTCB

NEW

**Construction:** Tinned copper braided sleeving. Colour: self colour

**Typical Applications:** Screening of cables from electromagnetic, electrostatic and RF interference. Can be sleeved over cables before they are drawn into conduits.

FTCB part number	Reel length (m)	Nominal I/D (mm)	Usable $\phi$ mm min	Usable $\phi$ mm max	Cross sectional area -mm <sup>2</sup>
FTCB3	100	3.0	2.0	3.5	1.06
FTCB4	100	4.0	3.0	5.0	1.49
FTCB5	100	5.0	4.0	6.0	1.91
FTCB6	100	6.0	5.0	7.0	2.23
FTCB10	50	10.0	7.0	12.0	4.43
FTCB12	50	12.5	11.0	13.0	4.83
FTCB15	50	15.0	13.0	18.0	8.29
FTCB20	50	20.0	17.0	23.0	9.65
FTCB25	50	25.0	22.0	28.0	12.54
FTCB30	25	30.0	27.0	36.0	19.30
FTCB35	25	35.0	30.0	50.0	19.30
FTCB50	25	50.0	45.0	65.0	35.63

### FPA

**Construction:** Nylon PA66 & Nickel Plated Brass. Colour: Black

**Typical Applications:** Straight fitting with internal braid clamp assembly for use with braided sleeving inside corrugated conduit.

IP66

IP66 IP67 IP68 IP69

### FPAX

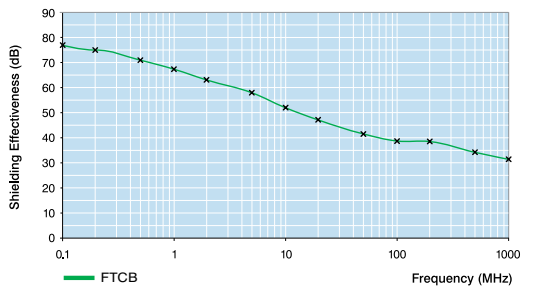
Conduit Size (mm)

FPA part number

21	FPA21-M20-SBCA
28	FPA28-M25-SBCA
34	FPA34-M32-SBCA
42	FPA42-M40-SBCA

FPAX part number

FPAX21-M20-SBCA
FPAX28-M25-SBCA
FPAX34-M32-SBCA
FPAX42-M40-SBCA



- As the diameter increases towards the maximum expansion the sleeving decreases in length.
- Normally supplied on disposable PVC former or can be supplied in flat form on a reel by request
- Temperature performance of sleeving: -50°C to +300°C



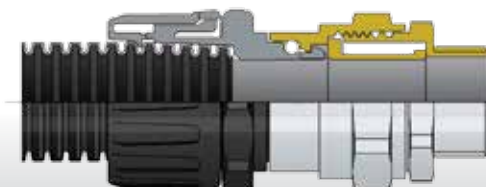
Use with Braid

FTCB10, FTCB12, FTCB15
FTCB15, FTCB20, FTCB25
FTCB20, FTCB25, FTCB30
FTCB25, FTCB30, FTCB35

## Ordering Notes

- Available on request:
- 90° and 45° elbows
- PG threads

## Technical Drawing



**metric locknuts**

nickel plated brass, plated steel, stainless steel, nylon black or grey



nickel plated brass part number  
nickel plated EMC part number  
plated steel part number  
stainless steel part number  
nylon part number

B-M12				LM12-N#
B-M16		S-M16	SS-M16	LM16-N#
B-M20	B-M20-EMC	S-M20	SS-M20	LM20-N#
B-M25	B-M25-EMC	S-M25	SS-M25	LM25-N#
B-M32	B-M32-EMC	S-M32	SS-M32	LM32-N#
B-M40	B-M40-EMC	S-M40	SS-M40	LM40-N#
B-M50		S-M50	SS-M50*	LM50-N#
B-M63		S-M63	SS-M63*	LM63-N#
B-M75				

**PG locknuts**

nickel plated brass, nylon black or grey



nickel plated brass part number  
nylon part number

B-PG7	PG7-N#
B-PG9	PG9-N#
B-PG11	PG11-N#
B-PG13	PG13-N#
B-PG16	PG16-N#
B-PG21	PG21-N#
B-PG29	PG29-N#
B-PG36	PG36-N#
B-PG42	PG42-N#
B-PG48	PG48-N#

**stop plug**

nylon metric black



metric part number

SP-M12*
SP-M16
SP-M20
SP-M25
SP-M32

**stop plug**

nylon PG




PG part number

SP-PG7*
SP-PG9
SP-PG11
SP-PG13
SP-PG16
SP-PG21
SP-PG29

# add B or G to specify colour. eg. LM20-NB for Black

**sealing washers**

Polyester Elastomer, Neoprene and fibre face sealing washers



metric thread part number	metric thread part number	metric thread part number	PG thread part number	PG thread part number
RSW16	SW12	FW12	SWPG7	FWPG7
RSW20	SW16	FW16	SWPG9	FWPG9
RSW25	SW20	FW20	SWPG11	FWPG11
RSW32	SW25	FW25	SWPG13	FWPG13
RSW40	SW32	FW32	SWPG16	FWPG16
RSW50	SW40	FW40	SWPG21	FWPG21
RSW63*	SW50	FW50	SWPG29	FWPG29
	SW63	FW63	SWPG36	FWPG36
			SWPG42	
			SWPG48	FWPG48

**earthing washers**

shake proof washer



metric thread part number

SPW16
SPW20
SPW25
SPW32

earth tag washer



metric thread part number

ET-M20
ET-M25

## fixing clips

plated steel with black pvc liner or stainless steel. LFH liner available on request



## conduit clip

nylon conduit clip with integral lid - black or grey



## FCLAMP NEW

non-metallic, heavy duty conduit clamp

Nylon PA66, Nylon conduit fixing clamp for corrugated conduit.



For fixing rails and accessories see page 45

## EC

end cap

Nylon PA66 end cap to snap over end of conduit and provide a smooth entry bush to prevent snagging and sharp edges, and provide a neat finish when no connectors are used.



## REC NEW

rubber end cap

Thermoplastic elastomer cap used to seal end of conduit. Can be cut to size depending on size of cable. Can be additionally secured using cable tie (not supplied).



to fit conduit size	fixing clips		to fit nominal conduit sizes	conduit clip		FCLAMP	End Cap	REC		
	part number	part number		conduit clip for corrugated	conduit clip for plain or rigid			part number	to fit conduit size	outlet ID mm
10	FCC10	FCC10-SS*	10	FCL10				REC10	10	0-7
12	FCC12	FCC12-SS*	13	FCL13				REC13	11	0-7
16	FCC16	FCC16-SS	16	FCL16	FCL16B-P	FCLAMP- 3-16	EC16B	REC16	16	0-11
20	FCC20	FCC20-SS	18	FCL18	FCL18B-P					
25	FCC25	FCC25-SS	20	FCL20	FCL20B-P					
32	FCC32	FCC32-SS	21	FCL21	FCL21B-P	FCLAMP- 3-21	EC21B	REC21	21	0-15
40	FCC40	FCC40-SS	25	FCL25	FCL25B-P					
50	FCC50	FCC50-SS*	28	FCL28		FCLAMP- 4-28	EC28B	REC28	28	0-21
63	FCC63		34	FCL34	FCL33B-P	FCLAMP- 5-34	EC34B	REC34	34	0-25
75	FCC75		42	FCL42		FCLAMP- 6-42	EC42B	REC42	42	0-34
80	FCC80		54	FCL54		FCLAMP- 7-54	EC54B	REC54	54	0-46
106	FCC106		67			FCLAMP- 7-67				
			80			FCLAMP- 8-80				

\* indicates parts made to order on request and may be subject to MOQ and lead time

## cable glands

Our range of Cable glands provides an easy to assemble, fast fit, liquid tight solution for multipurpose applications.

Available in four colours, Black, Red (RAL 3020), White and Light Grey (RAL 7035) they have been designed to provide the highest degree of functionality and safety.



Thread Size.	Black Part No.	Red Part No.	White Part No.	Grey Part No.	Thread Length (mm)	Cable Dia (min) (mm)	Cable Dia (max) (mm)	Spanner Size (mm)	Pack Quantity
M16	CGM16B	CGM16R	CGM16W	CGM16G	11	5	10	22	100
M20	CGM20SB	CGM20SR	CGM20SW	CGM20SG	11	6	12	24	100
M20	CGM20B	CGM20R	CGM20W	CGM20G	11	10	14	27	100
M25	CGM25B	CGM25R	CGM25W	CGM25G	11	13	18	33	50
M32	CGM32B				11	18	25	41	25

### Technical Details

- Material: PA6
- IP Rating; IP68 (4 bar)
- Nitrile Rubber seal
- Produced and tested in accordance with EN 50262:1999
- Temperature range; -20°C to +90°C

Red, white and grey supplied with locknut. Black supplied without locknut.



Thread Size.	Nickel plated brass	Thread Length (mm)	Cable Dia (min) (mm)	Cable Dia (max) (mm)	Spanner Size (mm)	Pack Quantity
M16	B-M16-CG	12	4.5	10	20	10
M20	B-M20-CG	12	7	13	24	10
M25	B-M25-CG	12	9	17	29	10
M32	B-M32-CG	15	11	21	36	2
M40	B-M40-CG	15	19	28	45	2
M50	B-M50-CG	15	27	35	54	1

### Technical Details

- Material: Nickel plated brass
- IP Rating; IP68 (10 bar) + IP69
- Produced and tested in accordance with EN 50262:1999
- Temperature range; -40°C to +100°C (static) -20°C to +100°C (dynamic)
- UL Listed

### 90° elbow

internal and external threaded nickel plated brass 90° elbow



threads	part number
PG7	BM90-PG7
M16	BM90-16M
M20	BM90-20M
M25	BM90-25M
M32	BM90-32M
M40	BM90-40M
M50	BM90-50M

### couplers


nickel plated brass internally threaded



thread	metric thread part number
M16	B-M16-C
M20	B-M20-C
M25	B-M25-C
M32	B-M32-C
M40	B-M40-C
M50	B-M50-C
M63	B-M63-C
M75	B-M75-C

### thread converters

nickel plated brass thread converters, reducers and enlargers external and internal thread.



#### Metric Internal Threads

	external thread	internal thread	M16	M20	M25	M32	M40	M50
Metric - Metric	M16			B-M16-M20				
	M20		B-M20-M16		B-M20-M25			
	M25			B-M25-M20		B-M25-M32		
	M32			B-M32-M20	B-M32-M25		B-M32-M40	
	M40					B-M40-M32		
	M50					B-M50-M32	B-M50-M40	
PG - Metric	PG7		B-PG7-M16	B-PG7-M20				
	PG9		B-PG9-M16	B-PG9-M20				
	PG11		B-PG11-M16	B-PG11-M20				
	PG13.5		B-PG13-M16	B-PG13-M20				
	PG16		B-PG16-M16	B-PG16-M20	B-PG16-M25			
	PG21			B-PG21-M20	B-PG21-M25	B-PG21-M32		
	PG29			B-PG29-M20	B-PG29-M25	B-PG29-M32	B-PG29-M40	
	PG36					B-PG36-M32	B-PG36-M40	
	PG42							
	PG48						B-PG48-M40	
NPT - Metric	3/4" NPT		B-038-M16					
	1/2" NPT			B-050-M20				
	3/4" NPT			B-075-M20	B-075-M25			
	1" NPT					B-100-M32		

#### PG Internal Threads

	external thread	internal thread	PG7	PG9	PG11	PG13.5	PG16	PG21	PG29	PG36
Metric - PG	M16		B-M16-PG7	B-M16-PG9	B-M16-PG11					
	M20		B-M20-PG7	B-M20-PG9	B-M20-PG11	B-M20-PG13	B-M20-PG16	B-M20-PG21		
	M25							B-M25-PG21		
	M32							B-M32-PG21		
	M40								B-M40-PG29	
PG - PG	M50									B-M50-PG36
	PG7			B-PG7-PG9						
	PG9		B-PG9-PG7		B-PG9-PG11					
	PG11		B-PG11-PG7	B-PG11-PG9		B-PG11-PG13				
	PG13.5		B-PG13-PG7	B-PG13-PG9	B-PG13-PG11		B-PG13-PG16			
	PG16		B-PG16-PG7	B-PG16-PG9	B-PG16-PG11	B-PG16-PG13		B-PG16-PG21		
	PG21				B-PG21-PG11	B-PG21-PG13	B-PG21-PG16		B-PG21-PG29	
	PG29						B-PG29-PG16	B-PG29-PG21		B-PG29-PG36
	PG36								B-PG36-PG29	
	PG42									B-PG42-PG36
PG48									B-PG48-PG36	

Note: Refer to page 96 for thread dimensions tables.

For EXD thread converters, please see page 72



## tools

The following tools and accessories are available to aid installation. See page 92 for cutting and assembly advice. Alternatively visit our website & view our handy video clips to aid your installation.

### clamp

cutting vice to hold metallic conduits and guide hacksaw (16-50mm).




Part Number

**BSB** clamp

### hacksaw blade

fine tooth (32 TPI) blade for standard hacksaw.



Part Number

**HACKSAWBLADE**

### bandsaw

bench mounted, 240v, fine toothed (32TPI) bandsaw.



Part Number

**BANDSAW**  
**BANDSAWBLADE** (spare blades)

### conduit cutter

for any non metallic flexible and rigid conduits.



Part Number

**CC01** up to 34mm conduits  
**CC02** up to 67mm conduits

### slitting tool

can be used to slit all corrugated conduits down to 13mm.



Part Number

**CS01** slitting tool

### slit conduit insertion tool

for easy installation of wires into slit conduit.



Part Number

for conduit  
**ST16** **FPYS16 + FPYS12**  
**ST20** **FPYS20**  
**ST25** **FPYS25**  
**ST32** **FPYS32**

removal tool for push in Flexilok® fittings (see page 38)



Part Number

For use with:

**RTPF20** **FLK16-PL20, FLK20-PL20, FLK21-PL20**  
**RTPF25** **FLK25-PL25, FLK28-PL25**  
**RTPF32** **FLK34-PL32**

4 tooth Flexilok® Removal tool for use with 42mm & 54mm sizes (see page 38)



Part Number

For use with:

**FLK42RT** **FLK42-M40, FLK42-M50, FLK42-PG36**  
**FLK54RT** **FLK54-M50, FLK54-M63, FLK54-PG48**

Each pack contains:

10m conduit  
10 fittings  
10 locknuts



FPYE-CP25B

## Benefits

- Simplistic ordering
- Easy storage
- Ready to use



### PVC white

IP66

NEW

FPL-CP20W M20 thread  
FPL-CP25W M25 thread

- 10 metres of white corrugated upvc FPL20 or FPL25
- Pliable conduit for static applications
- Self extinguishing

- 10 white nylon Flexilok fittings and locknuts FLK20-M20W or FLK25-M25W
- IP66
- 1 part, fast fit



### SLIT POLYPROPYLENE grey

NEW

FPPS-TP21G

- 10 metres of slit grey polypropylene FPP21G
- Self extinguishing

- Can be slipped over existing cables to tidy up and protect them
- 1 slit conduit insertion tool ST20



**STEEL**  
- pvc coating - black

IP54

**FSU-CP20B** M20 thread



- 10 metres of galvanised steel with PVC coating
- Temperature range -15°C to +70°C
- Self extinguishing
- High mechanical strength
- Highly flexible
- 5 M20 fixed fittings
- 5 M20 swivel fittings
- 10 steel locknuts
- IP54

**NYLON**  
- black

IP66



**FPAS-CP21B** M20 thread  
**FPAS-CP25B** M25 thread



- 10 metres of standard weight nylon PA6 FPAS21 or FPAS25
- Low fire hazard
- Halogen free
- Self extinguishing
- Low smoke and Low toxicity
- High flexibility and fatigue life
- High impact strength
- Oil and solvent resistant
- UV resistant
- Temperature range -40°C to +120°C
- 10 FPA fittings and locknuts FPA21-M20B or FPA25-M25B
- One part, fast fit
- Removable using a screwdriver
- High pull-off strength
- Anti-vibration
- IP66
- UV resistant

**PVC SPIRAL**  
- black

IP54

**FPC-CP20B** M20 thread  
**FPC-CP25B** M25 thread



- 10 metres of spiral reinforced pvc FPC20 or FPC25
- Highly flexible
- Accepts torsional movement
- Self extinguishing
- UV resistant
- Temperature range -5°C to +70°C
- 10 MPC fittings and locknuts
- IP65
- UV resistant
- Smooth bore

**NYLON**  
- black

IP66

NEW

**FPYE-CP20B** M20 thread  
**FPYE-CP25B** M25 thread



- 10 metres of light weight nylon PA6 FPAL20 or FPAL25
- Flexible
- Halogen free
- Self extinguishing
- Temperature range -40°C to +120°C
- 10 Flexilok fittings and locknuts FLK20-M20B or FLK25-M25B
- IP66
- One part, fast fit

**POLYPROPYLENE**  
- black or grey

IP66

NEW

**FPP-CP20B** M20 thread  
**FPP-CP25B** M25 thread



- 10 metres of polypropylene FPP20 or FPP25
- Temperature range -20°C to +90°C
- Self extinguishing
- To specify grey change B to a G eg: FPP-CP20G
- 10 Flexilok (PP) fittings and locknuts FLK20-M20-PP or FLK25-M25-PP
- IP66
- One part, fast fit

Standards

Don't Forget



See page 45



# resistance to chemicals

Page number	conduit system	ASTM NO. 1	ASTM NO. 2	ASTM NO. 3	ACETIC ACID (10%)	ACETONE	ALUMINIUM CHLORIDE	BENZENE	CARBON TETRACHLORIDE	CHLOROFORM	CITRIC ACID	COPPER SULPHATE	CRESOL	DIESEL OIL	DIETHYLAMINE	ETHANOL	ETHER	ETHYLAMINE	ETHYLENE GLYCOL	FREON 32	HYDROCHLORIC ACID (10%)	HYDROCHLORIC ACID (30%)	
20	<b>FPAS</b> nylon LFH PA6 corrugated, std weight	✓	✓	✓	L	✓	X	✓	✓	X	✓	L	X	✓	✓	✓	✓	✓	✓	✓	✓	X	X
20	<b>FPAL</b> nylon PA6 corrugated, light weight	✓	✓	✓	L	✓	X	✓	✓	X	✓	L	X	✓	✓	✓	✓	✓	✓	✓	✓	X	X
20	<b>FPAH</b> nylon LFH PA6 corrugated, heavy weight	✓	✓	✓	L	✓	X	✓	✓	X	✓	L	X	✓	✓	✓	✓	✓	✓	✓	✓	X	X
21	<b>FPR</b> nylon extra LFH PA6 corrugated, std weight	✓	✓	✓	L	✓	X	✓	✓	X	✓	L	X	✓	✓	✓	✓	✓	✓	✓	✓	X	X
21	<b>FPI</b> nylon PA12 corrugated, standard weight	✓	✓	✓	L	✓	L	✓	✓	X	✓	L	X	✓	L	L	✓	L	✓	✓	✓	X	X
21	<b>FPIH</b> nylon PA12 corrugated, heavy weight	✓	✓	✓	L	✓	L	✓	✓	X	✓	L	X	✓	L	L	✓	L	✓	✓	✓	X	X
21	<b>FPADS</b> nylon PA6 double slit corrugated	✓	✓	✓	L	✓	X	✓	✓	X	✓	L	X	✓	✓	✓	✓	✓	✓	✓	✓	X	X
22	<b>FPP</b> polypropylene corrugated, std weight	✓	✓	L	PP	✓	L	L	L	L	✓	L	X	✓	✓	✓	✓	✓	✓	✓	✓	PPPP	
22	<b>FPP-NFR</b> polypropylene corrugated non flame retarded	✓	✓	L	PP	✓	L	L	L	L	✓	L	X	✓	✓	✓	✓	✓	✓	✓	✓	PPPP	
22	<b>FPPH</b> polypropylene corrugated heavy weight	✓	✓	L	PP	✓	L	L	L	L	✓	L	X	✓	✓	✓	✓	✓	✓	✓	✓	PPPP	
40	<b>FPL</b> upvc corrugated	✓	✓	✓	L	X	L	X	L	X	✓	L	X	✓	L	✓	✓	L	✓	L	✓	L	X
42	<b>FPY</b> nylon PA6 corrugated	✓	✓	✓	L	✓	X	✓	✓	X	✓	L	X	✓	✓	✓	✓	✓	✓	✓	✓	X	X
42	<b>FPYS</b> slit nylon PA6 corrugated, std weight	✓	✓	✓	L	✓	X	✓	✓	X	✓	L	X	✓	✓	✓	✓	✓	✓	✓	✓	X	X
42	<b>FPYL</b> nylon PA6 corrugated, light weight	✓	✓	✓	L	✓	X	✓	✓	X	✓	L	X	✓	✓	✓	✓	✓	✓	✓	✓	X	X
42	<b>FPYLS</b> slit nylon PA6 corrugated, light weight	✓	✓	✓	L	✓	X	✓	✓	X	✓	L	X	✓	✓	✓	✓	✓	✓	✓	✓	X	X
44	<b>FPY</b> nylon PA6, large diameter	✓	✓	✓	L	✓	X	✓	✓	X	✓	L	X	✓	✓	✓	✓	✓	✓	✓	✓	X	X
46	<b>FPCB</b> pvc spiral reinforced black	X	X	X	L	X	L	X	L	X	✓	L	X	L	L	X	L	L	L	L	L	X	X
46	<b>FPCG</b> pvc spiral reinforced grey	X	X	X	L	X	L	X	L	X	✓	L	X	L	L	X	L	L	L	L	L	X	X
46	<b>FPCGN</b> pvc spiral reinforced green oil resistant	✓	✓	✓	✓	X	X	X	L	X	✓	L	✓	L	X	L	L	L	L	L	L	L	X
46	<b>FPCBU</b> pvc spiral reinforced blue high temperature	X	X	X	L	X	L	X	L	X	✓	L	X	L	L	X	L	L	L	L	L	X	X
48	<b>LPC</b> smooth, pvc spiral reinforced	✓	✓	✓	✓	X	X	X	L	X	✓	✓	L	✓	L	X	L	L	L	L	L	L	X
48	<b>LPCO</b> smooth pvc spiral orange ultra flexible	✓	✓	✓	✓	X	X	X	L	X	✓	✓	L	✓	L	X	L	L	L	L	L	L	X
48	<b>LPCGN</b> smooth pvc spiral green oil resistant	✓	✓	✓	✓	X	X	X	L	X	✓	✓	L	✓	L	X	L	L	L	L	L	L	X
48	<b>LPCBU</b> smooth pvc spiral blue high temperature	✓	✓	✓	✓	X	X	X	L	X	✓	✓	L	✓	L	X	L	L	L	L	L	L	X

## key

✓ good resistance  
L limited resistance

PP suitable with polypropylene fittings  
SS suitable with stainless steel fittings

X poor resistance



Visit our website and use our conduit selector tool to see chemical resistance properties.

# non-metallic conduit and fittings



HYDROGEN PEROXIDE (30%)	HYDROGEN PEROXIDE (60%)	LACTIC ACID	LUBRICATING OIL	METHANOL	METHYL BROMIDE	MEK	NITRIC ACID (10%)	NITRIC ACID (60%)	OXALIC ACID	OZONE (GAS)	PARAFFIN OIL	PETROL	PHENOL	SEA WATER	SILVER NITRATE	SKYDROL	SODIUM CHLORIDE	SODIUM HYDROXIDE (10%)	SODIUM HYDROXIDE (60%)	SULPHUR DIOXIDE (GAS)	SULPHURIC ACID (10%)	TOLUENE	TRANSFORMER OIL	1,1,1-TRICHLOROETHANE	TRICHLOROETHYLENE	TURPENTINE	VEGETABLE OIL	VINYL ACETATE	WATER	WHITE SPIRIT	ZINC CHLORIDE	
X	X	L	✓	L	X	✓	X	X	L	X	✓	✓	X	✓	✓	✓	✓	✓	✓	X	X	✓	✓	✓	L	✓	✓	L	✓	✓	X	<b>FPAS</b> nylon LFH PA6 corrugated, std weight
X	X	L	✓	L	X	✓	X	X	L	X	✓	✓	X	✓	✓	✓	✓	✓	✓	X	X	✓	✓	✓	L	✓	✓	L	✓	✓	X	<b>FPAL</b> nylon PA6 corrugated, light weight
X	X	L	✓	L	X	✓	X	X	L	X	✓	✓	X	✓	✓	✓	✓	✓	✓	X	X	✓	✓	✓	L	✓	✓	L	✓	✓	X	<b>FPAH</b> nylon LFH PA6 corrugated, heavy weight
X	X	L	✓	L	X	✓	X	X	L	X	✓	✓	X	✓	✓	✓	✓	✓	✓	X	X	✓	✓	✓	L	✓	✓	L	✓	✓	X	<b>FPR</b> nylon extra LFH PA6 corrugated, std weight
X	X	L	✓	L	X	✓	X	X	L	X	✓	✓	X	✓	✓	✓	✓	✓	✓	L	X	X	✓	✓	X	✓	✓	L	✓	✓	X	<b>FPI</b> nylon PA12 corrugated, standard weight
X	X	L	✓	L	X	✓	X	X	L	X	✓	✓	X	✓	✓	✓	✓	✓	✓	L	X	X	✓	✓	X	✓	✓	L	✓	✓	X	<b>FPIH</b> nylon PA12 corrugated, heavy weight
X	X	L	✓	L	X	✓	X	X	L	X	✓	✓	X	✓	✓	✓	✓	✓	✓	X	X	✓	✓	✓	L	✓	✓	L	✓	✓	X	<b>FPADS</b> nylon PA6 double slit corrugated
X	X	PP	✓	L	X	✓	PP	PP	PP	X	✓	✓	X	✓	✓	✓	✓	✓	✓	PP	PP	✓	✓	L	L	X	✓	L	✓	✓	X	<b>FPP</b> polypropylene corrugated, std weight
X	X	PP	✓	L	X	✓	PP	PP	PP	X	✓	✓	X	✓	✓	✓	✓	✓	✓	PP	PP	✓	✓	L	L	X	✓	L	✓	✓	X	<b>FPP-NFR</b> polypropylene corrugated non flame retarded
X	X	PP	✓	L	X	✓	PP	PP	PP	X	✓	✓	X	✓	✓	✓	✓	✓	✓	PP	PP	✓	✓	L	L	X	✓	L	✓	✓	X	<b>FPPH</b> polypropylene corrugated heavy weight
X	X	L	✓	L	X	X	X	X	L	X	✓	✓	X	✓	✓	✓	✓	✓	✓	X	X	X	✓	X	X	✓	✓	X	✓	✓	X	<b>FPL</b> upvc corrugated
X	X	L	✓	L	X	✓	X	X	L	X	✓	✓	X	✓	✓	✓	✓	✓	✓	X	X	✓	✓	L	✓	✓	L	✓	✓	X	<b>FPY</b> nylon PA6 corrugated	
X	X	L	✓	L	X	✓	X	X	L	X	✓	✓	X	✓	✓	✓	✓	✓	✓	X	X	✓	✓	✓	L	✓	✓	L	✓	✓	X	<b>FPYS</b> slit nylon PA6 corrugated, std weight
X	X	L	✓	L	X	✓	X	X	L	X	✓	✓	X	✓	✓	✓	✓	✓	✓	X	X	✓	✓	✓	L	✓	✓	L	✓	✓	X	<b>FPYL</b> nylon PA6 corrugated, light weight
X	X	L	✓	L	X	✓	X	X	L	X	✓	✓	X	✓	✓	✓	✓	✓	✓	X	X	✓	✓	✓	L	✓	✓	L	✓	✓	X	<b>FPYLS</b> slit nylon PA6 corrugated, light weight
X	X	L	✓	L	X	✓	X	X	L	X	✓	✓	X	✓	✓	✓	✓	✓	✓	X	X	✓	✓	✓	L	✓	✓	L	✓	✓	X	<b>FPY</b> nylon PA6, large diameter
L	X	L	L	X	X	X	X	X	L	X	L	X	X	✓	✓	X	✓	✓	L	X	X	X	L	X	X	L	L	X	✓	L	X	<b>FPCB</b> pvc spiral reinforced black
L	X	L	L	X	X	X	X	X	L	X	L	X	X	✓	✓	X	✓	✓	L	X	X	X	L	X	X	L	L	X	✓	L	X	<b>FPCG</b> pvc spiral reinforced grey
L	X	L	✓	X	X	X	L	X	✓	L	✓	✓	L	✓	✓	X	✓	✓	X	X	X	L	X	X	L	✓	X	✓	L	X	<b>FPCGN</b> pvc spiral reinforced green oil resistant	
L	X	L	L	X	X	X	X	X	L	X	L	X	X	✓	✓	X	✓	✓	L	X	X	X	L	X	X	L	L	X	✓	L	X	<b>FPCBU</b> pvc spiral reinforced blue high temperature
L	X	L	✓	X	X	X	L	X	✓	L	✓	✓	L	✓	✓	X	✓	✓	X	SS	X	L	X	X	L	✓	X	✓	L	X	<b>LPC</b> smooth, pvc spiral reinforced	
L	X	L	✓	X	X	X	L	X	✓	L	✓	✓	L	✓	✓	X	✓	✓	X	SS	X	L	X	X	L	✓	X	✓	L	X	<b>LPCO</b> smooth pvc spiral orange ultra flexible	
L	X	L	✓	X	X	X	L	X	✓	L	✓	✓	L	✓	✓	X	✓	✓	X	SS	X	L	X	X	L	✓	X	✓	L	X	<b>LPCGN</b> smooth pvc spiral green oil resistant	
L	X	L	✓	X	X	X	L	X	✓	L	✓	✓	L	✓	✓	X	✓	✓	X	SS	X	L	X	X	L	✓	X	✓	L	X	<b>LPCBU</b> smooth pvc spiral blue high temperature	

The chart above is based on exposure to single chemicals at room temperature and should be used as a selection guide. For additional chemicals, higher concentrations, elevated temperatures or combinations of chemicals, please call +44 (0)1675 466900 for technical advice.

# resistance to chemicals

Page number	conduit system	ASTM NO. 1	ASTM NO. 2	ASTM NO. 3	ACETIC ACID (10%)	ACETONE	ALUMINIUM CHLORIDE	BENZENE	CARBON TETRACHLORIDE	CHLOROFORM	CTRIC ACID	COPPER SULPHATE	CRESOL	DIESEL OIL	DIETHYLAMINE	ETHANOL	ETHER	ETHYLAMINE	ETHYLENE GLYCOL	FREON 32	HYDROCHLORIC ACID (10%)	HYDROCHLORIC ACID (30%)	
58	<b>FU</b> galvanised steel	✓	✓	✓	X	✓	X	✓	✓	✓	✓	✓	✓	✓	✓	✓	✓	✓	✓	X	X	X	X
58	<b>SSU</b> stainless steel, grade 316	✓	✓	✓	✓	✓	X	✓	✓	✓	✓	✓	✓	✓	✓	✓	✓	✓	✓	✓	✓	X	X
60	<b>FSU</b> galvanised steel, pvc coated	X	X	X	L	X	X	X	X	X	✓	✓	L	L	X	X	X	X	L	L	✓	X	
60	<b>FNU</b> galvanised steel, nylon coated	✓	✓	✓	L	✓	X	L	✓	X	✓	L	X	✓	✓	✓	✓	✓	✓	✓	✓	X	X
62	<b>LFHU</b> galvanised steel, LFH coated	L	L	L	✓	X	X	X	X	X	✓	✓	X	X	✓	X	X	X	✓	X	X	X	
62	<b>FPU</b> galvanised steel, polyurethane coated	✓	✓	✓	X	L	L	L	L	X	✓	✓	X	✓	L	✓	L	X	✓	X	X	X	
64	<b>LTP/LTPAS</b> galv steel, pvc coated, liquid tight	L	L	L	✓	X	X	X	L	X	✓	✓	L	L	L	X	L	L	L	L	L	L	X
64	<b>LTPHC</b> galv steel, thermoplastic rubber, liquid tight	✓	L	L	✓	✓	X	X	L	L	✓	✓	✓	✓	✓	✓	✓	✓	L	✓	X	✓	✓
64	<b>LTPUL</b> galv steel, LFH coated, liquid tight	✓	✓	✓	✓	X	X	X	L	X	✓	✓	L	✓	L	X	L	L	L	L	L	L	X
64	<b>LTPLFH</b> galv steel, LFH coated, liquid tight	✓	✓	✓	✓	X	X	X	L	X	✓	✓	L	✓	L	X	L	L	L	L	L	L	X
66	<b>LTPSS</b> stainless steel, pvc coated, liquid tight	✓	✓	✓	✓	X	X	X	L	X	✓	✓	L	✓	L	X	L	L	L	L	L	L	X
66	<b>LTPPU/LTPPUAS</b> galv steel, polyurethane coated, liquid tight	✓	✓	✓	X	L	L	L	L	X	✓	✓	X	✓	L	✓	L	X	✓	X	X	X	
66	<b>LTBRDP</b> galv steel, braided core, pvc coated, liquid tight	✓	✓	✓	✓	X	X	X	L	X	✓	✓	L	✓	L	X	L	L	L	L	L	L	X
66	<b>LTBRDLFH</b> galv steel, braided core, LFH coated, liquid tight	L	L	L	✓	X	X	X	X	X	✓	✓	X	X	✓	X	X	X	✓	X	X	X	
74	<b>FL</b> galvanised steel, pliable	✓	✓	✓	X	✓	X	✓	✓	✓	✓	✓	✓	✓	✓	✓	✓	✓	✓	X	X	X	X
74	<b>FLP</b> galvanised steel, pvc coated, pliable	X	X	X	L	X	X	X	L	X	✓	✓	L	L	L	X	L	L	L	L	✓	L	
75	<b>LFHP</b> galvanised steel, LFH coated, pliable	L	L	L	✓	X	X	X	X	X	✓	✓	X	X	✓	X	X	X	✓	X	X	X	
76	<b>FSB</b> galv steel, pvc, galv steel overbraid	X	X	X	L	X	X	X	X	X	✓	✓	L	L	X	X	X	X	L	L	✓	X	
76	<b>LFHUBRD</b> galv steel, LFH coated, SS316 overbraid	L	L	L	✓	X	X	X	X	X	✓	✓	X	X	✓	X	X	✓	X	X	X	X	
78	<b>FB</b> galvanised steel, galv steel overbraid	✓	✓	✓	X	✓	X	✓	✓	✓	✓	✓	✓	✓	✓	✓	✓	✓	✓	X	X	X	X
78	<b>FUSSB</b> galvanised steel, SS316 overbraid	✓	✓	✓	X	✓	X	✓	✓	✓	✓	✓	✓	✓	✓	✓	✓	✓	✓	X	X	X	X
80	<b>LTPBRD</b> galv steel, rubber coated, SS316 overbraid	✓	L	L	✓	✓	X	X	L	L	✓	✓	✓	✓	✓	✓	✓	✓	L	✓	X	✓	✓
82	<b>FPRSS</b> PA6 corrugated, SS316 overbraid	✓	✓	✓	L	✓	X	✓	✓	X	✓	L	X	✓	✓	✓	✓	✓	✓	✓	✓	X	X
82	<b>FPRTC</b> PA6 corrugated, tinned copper overbraid	✓	✓	✓	L	✓	X	✓	✓	X	✓	L	X	✓	✓	✓	✓	✓	✓	X	X	X	X
82	<b>FPISS</b> PA12 corrugated, SS316 overbraid	✓	✓	✓	L	✓	L	✓	✓	X	✓	L	X	✓	L	L	✓	L	✓	✓	✓	X	X
82	<b>FPIHSS</b> PA12 corrugated, SS316 overbraid	✓	✓	✓	L	✓	L	✓	✓	X	✓	L	X	✓	L	L	✓	L	✓	✓	✓	X	X

**key** ✓ good resistance    L limited resistance    PP suitable with polypropylene fittings    SS suitable with stainless steel fittings    X poor resistance

# metallic conduit and fittings



Visit our website and use our conduit selector tool to see chemical resistance properties.

	HYDROGEN PEROXIDE (30%)	HYDROGEN PEROXIDE (60%)	LACTIC ACID	LUBRICATING OIL	METHANOL	METHYL BROMIDE	MEK	NITRIC ACID (10%)	NITRIC ACID (60%)	OXALIC ACID	OZONE (GAS)	PARAFFIN OIL	PETROL	PHENOL	SEA WATER	SILVER NITRATE	SKYDROL	SODIUM CHLORIDE	SODIUM HYDROXIDE (10%)	SODIUM HYDROXIDE (60%)	SULPHUR DIOXIDE (GAS)	SULPHURIC ACID (10%)	TOLUENE	TRANSFORMER OIL	1,1,1-TRICHLOROETHANE	TRICHLOROETHYLENE	TURPENTINE	VEGETABLE OIL	VINYL ACETATE	WATER	WHITE SPIRIT	ZINC CHLORIDE
<b>FU</b> galvanised steel	X	X	X	✓	✓	✓	✓	X	X	X	X	✓	✓	✓	X	X	✓	X	X	X	X	✓	✓	X	X	✓	✓	X	X	✓	X	
<b>SSU</b> stainless steel, grade 316	✓	✓	✓	✓	✓	✓	✓	X	X	✓	✓	✓	✓	✓	SS	✓	✓	SS	✓	L	X	✓	✓	✓	✓	✓	✓	✓	✓	✓	✓	
<b>FSU</b> galvanised steel, pvc coated	✓	✓	L	L	X	X	X	✓	✓	X	L	L	X	X	X	✓	X	X	✓	L	X	X	X	L	X	L	L	X	✓	L	✓	
<b>FNU</b> galvanised steel, nylon coated	X	X	L	✓	L	X	X	✓	X	X	L	X	✓	✓	X	X	✓	✓	X	✓	X	X	✓	✓	✓	L	✓	✓	L	✓	X	
<b>LFHU</b> galvanised steel, LFH coated	X	X	✓	L	X	X	X	✓	X	✓	✓	X	X	X	X	✓	X	✓	✓	X	X	✓	X	L	L	L	X	L	X	✓	X	✓
<b>FPU</b> galvanised steel, polyurethane coated	L	X	L	L	L	X	L	X	X	L	L	L	✓	X	X	L	X	✓	L	X	L	L	X	L	X	X	X	✓	X	✓	L	L
<b>LTP/LTPAS</b> galv steel, pvc coated, liquid tight	L	X	L	✓	X	X	L	L	X	✓	L	X	L	L	SS	✓	X	SS	✓	✓	X	SS	X	L	X	X	L	✓	X	✓	L	X
<b>LTPHC</b> galv steel, thermoplastic rubber, liquid tight	L	X	L	L	✓	L	✓	✓	✓	✓	L	✓	✓	✓	SS	✓	✓	SS	✓	X	✓	SS	X	X	L	X	X	✓	✓	✓	X	✓
<b>LTPUL</b> galv steel, pvc coated, liquid tight	L	X	L	✓	X	X	X	L	X	✓	L	✓	✓	L	SS	✓	X	SS	✓	✓	X	SS	X	L	X	X	L	✓	X	✓	L	X
<b>LTPLFH</b> galv steel, LFH coated, liquid tight	L	X	L	L	X	X	X	L	X	✓	L	L	✓	L	SS	✓	X	SS	✓	✓	X	SS	X	L	X	X	L	L	X	✓	L	X
<b>LTPSS</b> stainless steel, pvc coated, liquid tight	L	X	L	✓	X	X	X	L	X	✓	L	✓	✓	L	SS	✓	X	SS	✓	✓	X	SS	X	L	X	X	L	✓	X	✓	L	X
<b>LTPPU/LTPPUAS</b> galv steel, polyurethane coated, liquid tight	L	X	L	L	L	X	L	X	X	L	L	L	✓	X	SS	L	X	✓	L	X	L	L	X	L	X	X	X	✓	X	✓	L	L
<b>LTBRDP</b> galv steel, braided core, pvc coated, liquid tight	L	X	L	✓	X	X	L	L	X	✓	L	✓	✓	L	SS	✓	X	SS	✓	✓	X	SS	X	L	X	X	L	✓	X	✓	L	X
<b>LTBRDLFH</b> galv steel, braided core, LFH coated, liquid tight	X	X	✓	L	X	X	X	✓	X	✓	X	X	X	SS	✓	X	✓	✓	✓	X	X	X	L	L	L	X	L	X	✓	X	✓	
<b>FL</b> galvanised steel, pliable	X	X	X	✓	✓	✓	✓	X	X	X	X	✓	✓	✓	X	X	✓	X	X	X	X	X	✓	✓	X	X	✓	✓	X	X	✓	X
<b>FLP</b> galvanised steel, pvc coated, pliable	✓	✓	L	L	X	X	X	✓	✓	L	L	L	X	L	L	✓	X	L	✓	L	X	X	X	L	X	L	L	X	✓	L	✓	
<b>LFHP</b> galvanised steel, LFH coated, pliable	X	X	✓	L	X	X	X	✓	X	✓	✓	X	X	X	L	✓	X	✓	✓	✓	X	X	L	L	L	X	L	X	✓	X	✓	
<b>FSB</b> galv steel, pvc, galv steel overbraid	X	X	X	L	X	X	X	X	X	X	L	X	X	X	X	X	X	X	X	X	X	X	X	L	X	X	L	L	X	X	L	X
<b>LFHUBRD</b> galv steel, LFH coated, SS316 overbraid	X	X	✓	L	X	X	X	✓	X	✓	✓	X	X	X	X	✓	X	✓	✓	✓	X	X	L	L	L	L	X	L	✓	X	✓	
<b>FB</b> galvanised steel, galv steel overbraid	X	X	X	✓	✓	✓	✓	X	X	X	✓	✓	✓	X	X	✓	X	X	X	X	X	X	✓	✓	X	X	✓	✓	X	X	✓	X
<b>FUSSB</b> galvanised steel, SS316 overbraid	X	X	X	✓	✓	✓	✓	X	X	X	✓	✓	✓	X	X	✓	X	X	X	X	X	X	✓	✓	X	X	✓	✓	X	X	✓	X
<b>LTPBRD</b> galv steel, rubber coated, SS316 overbraid	L	X	L	L	✓	L	✓	✓	✓	✓	L	✓	✓	L	✓	✓	SS	✓	X	✓	SS	X	X	L	X	X	✓	✓	✓	X	✓	
<b>FPRSS</b> PA6 corrugated, SS316 overbraid	X	X	L	✓	L	X	✓	X	X	L	X	✓	✓	X	L	✓	✓	✓	✓	✓	X	X	✓	✓	✓	L	✓	✓	L	✓	✓	X
<b>FPRTC</b> PA6 corrugated, tinned copper overbraid	X	X	X	✓	L	X	✓	X	X	X	✓	✓	X	X	X	X	X	X	X	X	X	X	✓	✓	X	L	✓	X	L	✓	✓	X
<b>FPISS</b> PA12 corrugated, SS316 overbraid	X	X	L	✓	L	X	✓	X	X	L	X	✓	✓	X	L	✓	✓	✓	✓	L	X	X	✓	✓	X	✓	✓	✓	L	✓	✓	X
<b>FPIHSS</b> PA12 corrugated, SS316 overbraid	X	X	L	✓	L	X	✓	X	X	L	X	✓	✓	X	L	✓	✓	✓	✓	L	X	X	✓	✓	X	✓	✓	✓	L	✓	✓	X

The chart above is based on exposure to single chemicals at room temperature and should be used as a selection guide. For additional chemicals, higher concentrations, elevated temperatures or combinations of chemicals, please call +44 (0)1675 466900 for technical advice.

# Thread Data and Cable Carrying Capacity

## metric

standard thread conforming to EN60423

Thread size	External thread outside diameter (mm)	Internal thread inside diameter (mm)	Pitch mm
M12	12.0	10.4	1.5
M16	16.0	14.4	1.5
M20	20.0	18.4	1.5
M25	25.0	23.4	1.5
M32	32.0	30.4	1.5
M40	40.0	38.4	1.5
M50	50.0	48.4	1.5
M63	63.0	61.4	1.5
M75	75.0	73.4	1.5

## PG

German standard thread conforming to DIN40430

Thread size	External thread outside diameter (mm)	Internal thread inside diameter (mm)	Pitch mm
PG7	12.5	11.3	1.27
PG9	15.2	13.9	1.41
PG11	18.6	17.3	1.41
PG13.5	20.4	19.1	1.41
PG16	22.5	21.2	1.41
PG21	28.3	26.8	1.59
PG29	37.0	35.5	1.59
PG36	47.0	45.5	1.59
PG42	54.0	52.5	1.59
PG48	59.3	57.8	1.59

## NPT

American taper pipe thread conforming to ANS/ASME B1.20.1 - 1983

Thread size (inches)	External thread outside diameter (mm)	Pitch mm
3/8"	16.7	1.14
1/2"	21.0	1.81
3/4"	26.4	1.81
1"	33.3	2.21
1 1/4"	41.9	2.21
1 1/2"	47.8	2.21
2"	59.6	2.21

## PF/ gas

Japanese conduit thread conforming to JIS B 0202

Thread size (inches)	External thread outside diameter (mm)	Internal thread inside diameter (mm)	Pitch mm
1/2"	21.0	18.6	1.81
3/4"	26.4	24.1	1.81
1"	33.3	30.3	2.31
1 1/4"	41.9	39.0	2.31
1 1/2"	47.8	44.8	2.31
2"	59.6	56.7	2.31

## UNEF/UNS/UN

American unified thread conforming to BS1580 used on circular connectors

UNEF imperial sizes	Thread size (inches)	External thread outside diameter (mm)	Internal thread inside diameter (mm)	Pitch mm
3/8" - 24 UNEF	3/8"	15.9	14.7	1.06
1/2" - 20 UNEF	1/2"	19.1	17.7	1.27
5/8" - 20 UNEF	5/8"	22.2	20.9	1.27
1" - 20 UNEF	1"	25.4	24.0	1.27
1 1/8" - 18 UNEF	1 1/8"	30.2	28.6	1.41
1 1/4" - 18 UNEF	1 1/4"	34.9	33.4	1.41
1 1/2" - 18 UNEF	1 1/2"	31.8	30.2	1.41
1 3/4" - 18 UNEF	1 3/4"	36.5	35.0	1.41
1 3/4" - 18 UNS	1 3/4"	44.5	42.9	1.41
2" - 18 UNS	2"	50.8	49.3	1.41
2 1/4" - 18 UN	2 1/4"	57.2	55.4	1.41

## cable carrying capacity

UK wiring regulations BS7671, recommend that the total cross sectional area of the sum of the individual cables should not exceed 40% of the cross sectional area of the conduit. The nominal cross sectional area of single-core, stranded, PVC insulated cables is provided as a guide only. Other cables may have different dimensions.

Nominal conductor size (mm <sup>2</sup> )	Nominal overall cross sectional area (mm <sup>2</sup> ) of cable
1.0	6.6
1.5	7.6
2.5	9.6
4.0	14.5
6.0	18.8
10.0	29.3
16.0	40.2
25.0	63.8
35.0	83.5
50.0	113.0
70.0	149.0
95.0	204.0

Example: is LTP20 suitable for five 4.0mm<sup>2</sup> cables?

- The total cross sectional area of the conductors is  $5 \times 14.5\text{mm}^2 = 73\text{mm}^2$
- The cross sectional area of LTP20 is  $3.142 \times \frac{[\text{inside diameter}]^2}{4} = 201\text{mm}^2$
- % of conduit cross sectional area  $\frac{73}{201} = 36\%$

This is less than 40%; therefore this conduit is suitable for this combination of cables.

## UK wiring regulations

UK wiring regulations BS7671 prohibit the use of flexible or pliable conduit as an earthing conductor.

Where conduits of 40mm and above penetrate fire barriers in buildings the wiring regulations stipulate that internal seals should be used to maintain fire resistance.

To meet the UK wiring regulations conduit should be self extinguishing unless they are to be buried or contained in non combustible material e.g: concrete or plaster.

Please telephone the Flexicon hotline for further guidance, +44 (0)1675 466900.










# IP Rating and Technical Guidance

## IP ratings guide

(Ingress Protection to BS EN IEC 60529)











### IP40

#### 1st digit – protection against solid objects

-  **0** No protection
-  **1** Protected against objects greater than 50mm
-  **2** Protected against objects greater than 12mm
-  **3** Protected against objects greater than 2.5mm
-  **4** Protected against objects greater than 1.0mm
-  **5** Ingress of dust is not totally prevented but dust does not enter in harmful quantities
-  **6** No ingress of dust

### IP40

#### 2nd digit – protection against water

-  **0** No protection
-  **1** Protected against falling drops
-  **2** Protected against drops falling at 15°
-  **3** Low pressure spray – similar to shower head at up to 60° from vertical
-  **4** Low pressure spray – similar to shower head – from any angle for 5 minutes
-  **5** Medium pressure jet – similar to garden hose – from any angle for 3 minutes
-  **6** High pressure jet – similar to fire hose – from any angle for 3 minutes
-  **7** Submersion at 1 metre for 30 minutes
-  **8** Higher water pressure eg: 2 bar for 2 hours. Conduits are tested in-house at up to 10 bar. (equivalent to 100m underwater)
-  **9** Steam clean, high pressure high temp jet wash



## Buyer beware

IP tests are type tests of short duration and do not guarantee long term performance. EN 60529 states that equipment conforming to IP67 or IP68 cannot be assumed to meet IP66 and that the manufacturer shall declare the pressure and duration of the test, for example, FPAX 2 bar for 2 hours.

## Technical guidance

### Application advice

Flexicon can offer impartial advice on which of our wide range of conduit systems is most suited to your application. Factors which may be important include:-

#### Standards, performance and approvals

- Compression strength
- Tensile strength
- Impact strength
- Temperature range
- Flexibility
- Fatigue life
- Electrical insulation or continuity
- IP rating
- Chemical resistance
- Corrosion resistance
- Abrasion resistance
- UV resistance
- Anti vibration
- Fire performance
- EMC screening
- Dimensions
- Weight
- Colours
- Ease of installation
- Anti tamper
- Hazardous Areas

Flexicon conduits and fittings are manufactured by Flexicon to comply with the IEC and European conduit standard BS EN IEC 61386 - see classification table below.

Certain tests are carried out internally by Flexicon, other testing is carried out externally by accredited test laboratories. Specific test reports are available upon request.

Vibration and shock testing to EN61373 Cat 2.

Certain conduit systems have been tested and approved to the relevant parts of the Australian Standard AS2053.

Where product performance data over and above the requirements of BS EN IEC 61386 is provided e.g: Low Fire Hazard testing and EMC screening, other appropriate standards have been used.

Cable glands are manufactured to EN 50262.

Further information regarding standards and approvals can be found on page 104.

**Technical Data Sheets are available giving additional information. Please call +44 (0)1675 466900 for technical information and application advice.**



**3D CAD models can be downloaded from our website [www.flexicon.uk.com](http://www.flexicon.uk.com)**



**Flexicon has classified EMC screening of our products as follows;**

STANDARD EMC SCREEN ★	ENHANCED EMC SCREEN ★★	SUPER EMC SCREEN ★★★
Standard 50dB @ 1MHz	Enhanced 60dB @ 1MHz	Super 70dB @ 1MHz

## Classification of conduit systems to BS EN IEC 61386

Level	1st digit Compression Strength N/50mm	2nd digit Impact Strength Joules at min temp	3rd digit Minimum Temp deg C	4th digit Maximum Temp deg C	5th digit Conduit Type	6th digit Electrical Properties	7th digit IP Rating Solids	8th digit IP Rating Water	9th digit Corrosion Resistance (water)	10th digit Tensile Strength N	11th digit Flame Propagation	12th digit Suspended Load N/48hr
0						None declared	0	0	None declared	None declared		
1	V. Light (125)	V. Light (0.5)	5	60	Rigid	Continuous	1	1	Low in & out	V. Light (100)	Non Flame Propagating	V. Light (20)
2	Light (320)	Light (1)	-5	90	Pliable	Insulating	2	2	Medium in & out	Light (250)	Flame Propagating	Light (30)
3	Medium (750)	Medium (2)	-15	105	Pliable self recovering	Continuous + Insulating	3	3	Medium in & high out	Medium (500)		Medium (150)
4	Heavy (1250)	Heavy (6)	-25	120	Flexible		4	4	High in & out	Heavy (1000)		Heavy (450)
5	V. Heavy (4000)	V. Heavy (20)	-45	150			5	5		V. Heavy (2500)		V. Heavy (850)
6				250			6	6				
7				400			7	7				




# Cutting and Assembly Guidance

Visit our website for instructional videos offering useful hints on how to speed up your conduit installation when using our products – [www.flexicon.uk.com](http://www.flexicon.uk.com)



TECHNICAL DATA



## Cutting Conduit

### Non-Metallic



Non-metallic conduits and FLP up to 34mm can be easily cut with Flexicon Conduit Cutters, part no. CC01. Use CC02 for sizes up to 67mm. Drop the blade into a corrugation and squeeze and twist until conduit is cut 50% through. Cut the remaining 50% without twisting to achieve a square cut.

### Metallic



Metallic conduits should be cut with a fine tooth (32 TPI) hacksaw or bandsaw. Ensure you make a straight vertical cut. Our clamping vice, part no. BSB makes the use of a hacksaw much easier.

### Overbraided



Cutting of overbraided conduit is made much easier by tightly wrapping self adhesive tape around the conduit and sawing through the middle of the tape. The tape should be removed if EMC screening is required. Ensure you make a straight vertical cut.

Flexicon offer a bench mounted bandsaw designed to cut metallic conduit easily – see Page 89. Conduit length is measured under light tension. When cutting an exact number of lengths from a reel (e.g. 5 x 5m from 25m) please take into account the length tolerance of the reel and each cut length.

## Non-Metallic Fittings

### FPA Fitting



Our range of non-metallic conduit fittings, Flexilok®, FPA and FPAX are all push fit fittings which are quick to assemble once you have cut the conduit to length.

### FPA



For Flexilok® and FPA fittings simply push the conduit into the end of the fitting with a slight twist until it will go no further. Pull back slightly to ensure the locking teeth mechanism has engaged with the corrugations.

### FPAX



The FPAX fitting features a conduit seal to provide the ultimate IP rating up to IP69K. This simply fits onto the end of the conduit before the fitting is connected to the conduit. To aid assembly moisten this seal. An FPA fitting cannot be uprated to IP69K with the addition of a seal. Pull back slightly to ensure the locking teeth mechanism has engaged with the corrugations.

To remove the FPA or FPAX fittings simply insert a small screwdriver into the screwdriver slot and move the screwdriver handle towards the "off" position. Remove the screwdriver then manually twist the cap further towards the off position - the fitting can then be released from the conduit. Once removed, the fitting can be reused by simply twisting the cap so that the screwdriver slot lines up with the ON position.



# Cutting and Assembly Guidance

## Metallic Fittings

### FSU Conduit



Our fitting's components are supplied part assembled to illustrate how they go together. Our C type fittings consist of a compression nut, an elastomeric seal, an insert and a body.

### Insert being fitted



Firstly place the back nut on the conduit followed by the seal (note the orientation). Next, screw the insert into the end of the conduit until this gives a secure fit.

### Attaching the body



Bring the body to mate with the back nut. Metal fittings should be tightened with grips or spanner to ensure security and IP rating.

## Braided Fittings

### Type C Braided Fittings



Our type-C braided fittings consist of an outer compression nut, an inner compression nut, an elastomeric seal, an insert and a body. Firstly place the outer compression nut on the conduit as per 1. Remove the tape securing the braid and pull back to allow the inner compression nut to be fitted as per 2. Next, fit the elastomeric seal (note the orientation) and screw the insert into the end of the conduit until this gives a secure fit as per 3.

Bring the body to mate with the inner compression nut and secure. Next, bring the back shell to mate with the inner compression nut to secure the braid as per 4. Metal fittings should be tightened with grips or spanner to ensure securing and IP rating as per 5.

## EMC Screening Using Pliable Conduit



FLP conduit with sheath trimmed back

To obtain EMC screening on pliable FLP conduit, the outer plastic sheath must be trimmed back prior to assembly of the fitting to ensure good electrical contact with the tapered bore of the fitting body as shown

## FLEXILOK® Removal Tool



Snap in FLEXILOK® fittings can be removed by using a tool – see page 89



42 & 54mm FLEXILOK® can be removed using our hinged tool – see page 89

## General

We recommend that RSW (Retained Sealing Washers) are used with plastic and metal threads to maintain IP rating between systems, see page 86.

The easiest way of installing cables into flexible and pliable conduit is to simultaneously draw in the cables with the conduit in straight condition before installation.




For more handy tips visit our website [www.flexicon.uk.com](http://www.flexicon.uk.com)





# Conduit Mounting Options



## Conduit Clips

### Clip Mounting




Clips can be secured using the fixing hole in the base of the clip.

The clips can also be mounted and secured using a mounting rail.

The clip design has rail guides either side, allowing easy location.

To install, slide the FCL clip in from the end of the rail.

### Fixing Conduit



Ensure the hinged lid is open and insert the conduit from above. The clip size is shown on the clip for easy reference. The clip provides a secure fit whether the hinge is open or closed. The FCL clip includes an internal rib to help locate and retain corrugated conduits. The FCL-P clips do not have this rib and can therefore be used with plain or smooth outer conduits.

Once the conduit is located, close the hinge and listen for a click. The clip does not rely on the hinge to retain the conduit in place however the lid increases conduit retention.

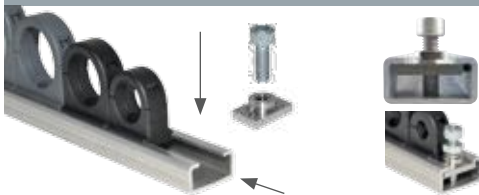
### Simple Removal



To remove the conduit insert a small screwdriver where it states OPEN. Push down and lever to release. The hinge should then be free to open.

## Mounting Rails


### Basic Clip Fixing



Slide the FCL or FCL-P clip in from the end of the mounting rail. Move the clips into the desired position and use Mounting Rail Fixing Accessories (MRFA) to secure. The **MRFAL** can be inserted from above at any given position, or alternatively from the end of the rail.

Secure its position using a bolt. The bolt length will be dependant on the mounting rail depth used - consult us for more details. Tighten the bolt until secure. For anti-vibration performance add a spring washer and locking nut as shown above.

### Other Fixing Accessories



The **MRFAM** products can be inserted from above at any given position along the rail or alternatively can be inserted from the end of the rail.

The **MFRAM** clamps onto the top rail to secure the fittings. This accessory can also be used to secure the F-Clamps products to the Mounting Rail.

### Other Fixing Accessories



The **MRFAH** products can be inserted from the end of the rail. The **MFRAH** has a serrated washer to offer anti-vibration performance. It clamps on the top rail to secure the fittings.

## F-Clamp Options

### Universal Adaptor



The Universal adaptor provides a mounting option for F-Clamps when used with various channel rails.

The Universal adaptor allows compatibility with other channel rails such as Unistrut®, Halfen and Hilti rails. For further details consult us or visit our website.

The F-Clamps products can be mounted (and stacked) securely. For further details contact us.

### Accessories



The Cover plate sits on top of the F-Clamp and can be used to provide additional strength when using the F-Clamps.

For additional strength the F-Clamps can be mounted onto Weld plates. Flexicon can offer two versions. For further details consult us.

### F-Clamp Stacking




The F-Clamps products can be mounted side by side and / or can be stacked vertically. This offers a flexible and adaptable method of support for different conduit sizes.

For stacking arrangements and stacking bolts contact us for further details.



# Flexicon EXD Conduit Gland

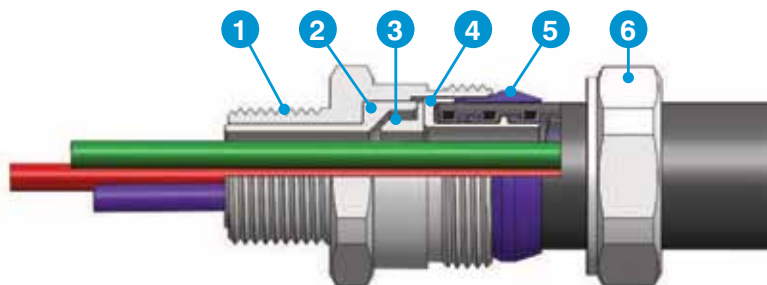


## Installation Guide & Instructions

Technical data and specification.

### Conduit Gland Components

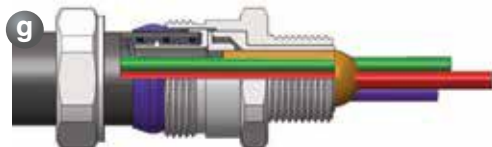
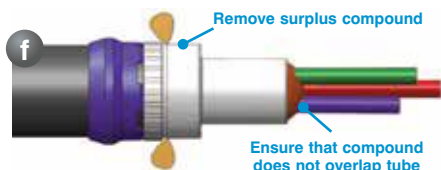


1. Entry Thread
2. Compound Tube
3. Washer
4. Conduit Insert
5. Conduit Seal
6. Compression Nut



**NOTE:** For LTPB-EXD and LTP-EXD-90 & 45 installation instructions visit our website for further information.

### Installation instructions for Flexicon conduit gland type EXD

**Please read all instructions carefully before beginning the installation**



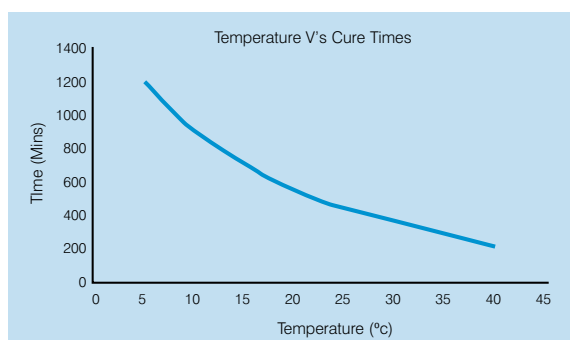
- a** Disconnect the Compression Nut (6) and remove the Conduit Seal (5) and Conduit Insert (4) from the gland. Slide the nut over the conduit, followed by the conduit seal (orientated as shown below) and screw the conduit insert into place.
- b** Remove the Compound Tube (2), and Washer (3) as an assembly from the Entry Item (1). Feed the prepared cable/cable cores through the flexible conduit and through the compound tube/washer assembly.
- c** Remove the compound tube. If the installation involves a cable, remove any bedding or fillers from around the cable cores. If the cable cores have screens, these should be unravelled and then twisted together to form a single core. Wearing the protective gloves supplied, mix all of the two-part epoxy compound (EP2122) until it is pliable and an even colour is achieved. The minimum temperature when mixing is 10°C. Ensure compound is within use-by date.
- d** Separate the cable cores and apply the compound to the crutch of the cable for a distance of about 6mm and pack into place. If a drain wire is present then it should be sleeved with some heat shrink tubing which is pushed into the compound before shrinking with the application of some heat. Screens that have been twisted together should be treated as a drain wire.
- e** Bring the cores together again and pack more compound around them to a length and diameter sufficient to fill the compound tube, ending in a taper.
- f** Pass the Compound Tube (2) over the conductors until the stepped end is fully located with the Washer (3). Pack more compound into place until the compound tube is fully filled.
- g** Re-install the conduit assembly into the entry item making sure the compound is not disturbed and loosely tighten the Compression Nut (6) onto the Entry Item (1). When the compound has cured the entry item should be removed from the assembly and fitted to the apparatus. The gland can then be refitted into it and the Compression Nut (6) finally tightened. Typical cure times are shown opposite.

### Installation Instructions

Installation should only be performed by a competent person using the correct tools. Read all instructions before beginning installation.

### Special Conditions For Safe Use

- 1 The conduit gland ranges shall only be used where the temperature, at the point of entry, is in the following ranges: -60°C to +85°C.
- 2 The entry component threads may need additional sealing to maintain the ingress protection ratings as applicable to the associated equipment to which it is attached.



# Low Fire Hazard (LFH) Performance

LFH encompasses LSF (low smoke and fume) and LS0H (low smoke zero halogen)

Low Fire Hazard (LFH) conduit systems are becoming an increasing part of the specification in many cabling applications. Public buildings, high rise office blocks, hospital theatres and transport installations - these are just a few of the instances where Low Fire Hazard products may be required.

Low Fire Hazard systems are required to protect personnel and property in the event of a fire and may be demanded by specifiers, occupiers, building owners, fire services or even insurers.

At Flexicon we define a Low Fire Hazard product by having **all** of the following properties:

- **Highly Flame Retardant** to prevent a fire starting or limit its development if one does start.
- **Low Smoke** emission in the event of a fire to enable personnel to see their way to escape.
- **Low Toxicity** in the event of a fire to ensure personnel are not overcome during their escape.
- **Halogen Free** gives an indication of low smoke and low toxicity. It also rules out halogen acid gas emission - a fact that is of interest to insurers as acid smoke can destroy computer equipment and damage the structure of a building. Halogens are Fluorine, Chlorine, Bromine and Iodine.

## Methods of Assessing Fire Performance



**Flame Retardancy** The minimum requirement is self-extinguishing according to the worldwide conduit system standard BS EN IEC 61386 where a vertical sample of conduit is exposed to a 1kW burner and must extinguish within 30 seconds of the removal of the flame. The char must not have travelled more than a certain distance up the sample and there must be no flaming droplets. Fittings are tested by means of a 750°C glow wire test. To assess how flame retardant a material is, the normal test method is to measure the Limiting Oxygen Index (LOI) according to BS EN ISO

4589-2 which determines the percentage of oxygen that needs to be present to support combustion. The higher the LOI percentage, the greater the flame retardancy of the material. Oxygen present in normal air is approx. 21%. Another method is the glow wire test, BS EN IEC 60695-2, which applies a glow wire to a plaque of material at 750°C, 850°C or 960°C.

UL94 is an Underwriters Laboratories standard that measures the rate of burning up a vertical test plaque, category V0 is the most flame retardant followed by V1 and V2. There is a category HB but this indicates that the material is flammable even along a horizontal test plaque.



**Low Smoke emission** There are a number of fire tests, mainly from the rail industry, where a specified sample of material is burnt under controlled conditions in a given size smoke

chamber and the smoke obscuration of a defined beam of light is measured. Although the different tests are similar, the results and the requirements are different.



**Low Toxicity** There are a number of fire tests, mainly from the rail industry, where a specified sample of material is burnt under controlled conditions in a given size smoke chamber and the fumes are analysed for various gases, the concentration of each gas is

then multiplied by its toxic potency to give a toxicity index. Although the different tests are similar, the results and the requirements are different.

If halogens, sulphur or phosphorus are present in a material, it is unlikely to pass the low toxicity tests.



**Halogen Free** The Halogens are fluorine, chlorine, bromine and iodine. Chlorine is the most common in PVC, fluorine is in fluoro-polymers and bromine appears in flame retardants. All of them give off highly toxic fumes and thick smoke. A material cannot be

considered as Low Fire Hazard if it contains halogen. However a halogen free material is not necessarily Low Fire hazard as it may not be low toxicity, low smoke and highly flame retardant.

Halogen content is assessed by various chemical tests and analytical techniques.

## Classification of Low Fire Hazard performance (LFH)



### Inherently Low Fire Hazard

These products are made entirely from metals so there is no non-metallic material to burn or create smoke or toxic fumes.

Inherently Low Fire Hazard products include; FU, SSU, FB, FUSSB, FTGB and metal fittings.



### Extra Low Fire Hazard

These products have a Limiting Oxygen Index of greater than 34% as well as being low smoke and low toxicity.

Extra Low Fire Hazard products include; LFHU, LFHUBRD, LTPLFH, LTBRDLFH, LFHP, FPR, FPRSS and FPRTC



### Standard Low Fire Hazard

These products have a Limiting Oxygen Index of greater than 22% as well as being low smoke and low toxicity.

Standard Low Fire Hazard products include; FPAS, FPAH, FPI, FPISS, FPIH, FPIHSS and PA66 fittings.

## Specifying Bodies

**Flexicon provides Technical data sheets which give full details of product performance and test data on each product. Full independent test reports are available on request.**

**UK Rail** uses BS6853 which includes tests for LOI, glow wire, smoke and toxicity. Minimum LOI for over ground trains is 28%.

**London Underground** uses BS6853 which includes tests for LOI, glow wire, smoke and toxicity with additional requirements within its own standard 1-085. Minimum LOI for underground trains is 34%. The following products have been approved by London Underground;

Certificate No. 296, conduit types FU, SSU and FUSSB.

Certificate No. 297, conduit types LFHU, LFHUBRD and LFHP.

Certificate No. 298, conduit types FPR and FPRSS.

Certificate No. 658, conduit type LTBRDLFH.

Certificate No. 2020, conduit type LTPLFH.

Certificate No. 2624, EXD barrier glands.

**French Rail** uses NF F 16-101/2 which gives an I (Ignition) and F (Fume) rating.

**German Rail** uses DIN 5510.

**Italian Rail** uses CEI 11170.

**European Rail**, there is now a new European rail fire standard, EN 45545, which will eventually replace national rail standards. This gives a HL (Hazard Level) classification.

**Australian Rail** uses AS/NZS 1530.3.

**USA Rail** uses ASTM E 162 and ASTM E 662.

**UK Ministry of Defence** uses Defence Standards 02-711 and 02-713.

**Russian Fire Certificate** No. 0642449



Flexicon Technical Data Sheets



## Buyer Beware

It is unfortunate that the European standard writing organisation for cable management products has yet to prepare a classification standard for Low Fire Hazard products that would define terms, detail test methods and classify results. As a result there are many undefined terms used that may not be clearly understood.

To be Low Fire Hazard a product must display **ALL** of the following: Highly flame retardant, Low smoke emission, Low toxic fumes and Halogen free.

Terms such as Low Smoke and Fume (LSF) may not address Toxicity and Low Smoke Zero Halogen (LS0H) may not address flame retardancy.

Make sure your supplier can provide documented evidence for all four aspects of Low Fire Hazard performance.



# Standards and Approvals

## Information



FMS8347  
BSEN ISO9001 2008

### ISO 9001

Flexicon is accredited to ISO 9001 2008 by the British Standards Institution (BSI) for the design and manufacture of conduit systems and accessories. Certificate No FM58347.



### BS EN IEC 61386

### BS EN IEC 61386

BS EN IEC 61386 is the new worldwide standard for conduit systems and is superseding the previous European conduit standard EN 50086. Flexicon were one of the first companies in the UK to have its products tested to the new standard.

Our Technical Director, Ian Gibson, is the chairman of both the IEC (worldwide) and CENELEC (European) committees that prepare conduit standards.



### CE

Flexicon are marked with the CE mark to show that they comply with the essential requirements of the relevant European Directives.



### RoHS

All Flexicon's products meet the requirements of the European RoHS Directive, Restriction of Hazardous substances. This precludes the use of certain toxic materials and heavy metals.



### REACH

All Flexicon products in the catalogue meet the requirement of the European REACH regulation, Regulation, Evaluation, Authorisation and restriction of Chemicals.



### Lloyds Register of Shipping Type Approval

Specific conduit systems from Flexicon have Lloyds Register of Shipping Type Approval having been assessed for suitability for marine and other arduous applications.



### Standards Australia (AS)

### Standards Australia (AS)

Standards Australia is Australia's peak standards body. It co-ordinates standardisation activities, develops internationally aligned Australian Standards and facilitates the accreditation of other Standards Development Organisations. Certain conduit systems have been tested and approved to the relevant parts of the Australian Standard AS2053.

### WEEE

Flexicon's conduit products are not covered by the European WEEE Directive, Waste Electrical and Electric Equipment.





## North American Approvals

Most of Flexicon's nylon conduits and fittings have UL (Underwriters Laboratories) recognition for component use within UL listed equipment. File No. E229161.

Some nylon conduits have cUL listing to the UL standard UL1660 and CSA standard C22.2 No. 227.2.1. File No. 246572.

Some nylon fittings have cUL listing to UL514B and CSA standard C22.2 No. 18.3-04. File No. E247502.

LTPUL conduit is UL listed to UL360 and CSA approved.

FPC conduits and MPC fittings are UL recognised to UL1696 and CSA standard 22.2 No. 227 for use in USA and Canada. File No. E229161.

We have tested a selection of our products for UV performance against UL 1660 test criteria (see UL Test Report No. 13CA50836)



## Rail accreditations

Flexicon's Low Fire Hazard conduits and fittings have been independently tested to following international rail fire standards.

France NFF 16-101/2, Germany DIN 5510, UK BS 6853, London Underground LUL 1-085 GM/RT2120, Australia/New Zealand AS/NZS 1530, European TS 45545.

Flexicon holds a wide range of Product Registration Certificates issued by Transport for London, London Underground Ltd.

Flexicon Ltd are fully registered as a Supplier on Link-up, Supplier number 093691.



## Hazardous Area Approvals

Flexicon's EXD glands have been tested and accredited by SIRA to both ATEX IECEx Ex d, Ex e and Ex t applications. We also have GOST approvals.

Our LTP EX e fittings have been tested and accredited by Intertek to both ATEX and IEC Ex.



## UK MOD

Flexicon is a registered supplier to the UK Ministry of Defence NCAGE No. U5256 and holds NATO codification numbers for specific conduits.



## BEAMA Member

BEAMA Limited is the UK's trade body for manufacturers of electrical installation and cable management products. It stands for the British Electrotechnical and Allied Manufacturers Association.

### Errors, omissions and amendments excepted

Information given in this catalogue is for guidance only as our policy is one of continuous development and specifications may change. Flexicon is not liable for claims arising from product misuse.

### Terms and Conditions of Sale

Products are supplied subject to Flexicon terms and conditions of sale. These can be viewed on our website [www.flexicon.uk.com](http://www.flexicon.uk.com)

# Part Index

Part Number	Page	Part Number	Page	Part Number	Page	Part Number	Page
B-038-M16	88	B-M40-CG	87	B-PG7	86	FCC12-SS	87
B-050-M20	88	B-M40-DSP-EXD	73	B-PG7-M16	88	FCC16	87
B-050-M20-EXD	72	B-M40-EMC	86	B-PG7-PG9	88	FCC16-SS	87
B-075-M20	88	B-M40-HSP-EXD	73	B-PG9	86	FCC20	87
B-075-M20-EXD	72	B-M40-M32	88	B-PG9-M16	88	FCC20-SS	87
B-075-M25	88	B-M40-M32-EXD	72	B-PG9-M20	88	FCC25	87
B-075-M25-EXD	72	B-M40-M48	88	B-PG9-PG11	88	FCC25-SS	87
B-100-M32	88	B-M40-PG29	88	B-PG9-PG7	88	FCC32	87
B-100-M32-EXD	72	B-M40-SP-EXD	73	BSB	89	FCC32-SS	87
Bandsaw	89	B-M50	86	CC01	89	FCC40	87
Bandsaw Blades	89	B-M50-C	88	CC02	89	FCC40-SS	87
BC16-M16-C	82	B-M50-CG	87	CGM16B	87	FCC50	87
BC16-M16-S	82	B-M50-DSP-EXD	73	CGM16G	87	FCC50-SS	87
BC16-PG11-S	82	B-M50-HSP-EXD	73	CGM16R	87	FCC63	87
BC21-M20-C	82	B-M50-M32	88	CGM16W	87	FCC75	87
BC21-M20-C90	83	B-M50-M32-EXD	72	CGM20B	87	FCL10	45
BC21-M20-S	82	B-M50-M40	88	CGM20G	87	FCL13	45
BC21-PG16-S	82	B-M50-M40-EXD	72	CGM20R	87	FCL16	45
BC28-M25-C	82	B-M50-PG36	88	CGM20SB	87	FCL16B-P	45
BC28-M25-S	82	B-M50-SP-EXD	73	CGM20SG	87	FCL18	45
BC28-PG21-S	82	B-M63	86	CGM20SR	87	FCL20	45
BC34-M32-C	82	B-M63-C	88	CGM20SW	87	FCL20B-P	45
BC34-M32-S	82	B-M63-DSP-EXD	73	CGM20W	87	FCL20W	41
BC34-PG29-S	82	B-M63-HSP-EXD	73	CGM25B	87	FCL20W-P	41
BC42-M40-C	82	B-M63-M40	88	CGM25G	87	FCL21	45
BC42-M40-S	82	B-M63-M40-EXD	72	CGM25R	87	FCL25	45
BC54-M40-S	82	B-M63-M50	88	CGM25W	87	FCL25B-P	45
BC54-M50-C	82	B-M63-M50-EXD	72	CGM32B	87	FCL25W	41
B-M12	86	B-M63-SP-EXD	73	CS01	89	FCL25W-P	41
B-M16	86	B-M75	86	EC16B	87	FCL28	45
B-M16-C	88	B-M75-C	88	EC21B	87	FCL32	45
B-M16-CG	87	BM90-16M	88	EC28B	87	FCL33B-P	45
B-M16-DSP-EXD	73	BM90-20M	88	EC34B	87	FCL34	45
B-M16-HSP-EXD	73	BM90-25M	88	EC42B	87	FCL40	45
B-M16-M20	88	BM90-32M	88	EC54B	88	FCL42	45
B-M16-M20-EXD	72	BM90-40M	88	ET-M20	86	FCL50	45
B-M16-PG11	88	BM90-50M	88	ET-M25	86	FCL54	45
B-M16-PG7	88	BM90-PG7	88	FB12-25M	78	FCLAMP-3-16	45
B-M16-PG9	88	B-PG11	86	FB12-M16-M	78	FCLAMP-3-21	45
B-M16-SP-EXD	73	B-PG11-M16	88	FB12-M16-S	78	FCLAMP-4-28	45
B-M20	86	B-PG11-M20	88	FB12-P	79	FCLAMP-5-34	45
B-M20-C	88	B-PG11-PG13	88	FB12-PG9-M	78	FCLAMP-6-42	45
B-M20-CG	87	B-PG11-PG7	88	FB12-PG9-S	78	FCLAMP-7-54	45
B-M20-DSP-EXD	73	B-PG11-PG9	88	FB16-25M	78	FCLAMP-7-67	45
B-M20-EMC	86	B-PG13	86	FB16-M16-M	78	FCLAMP-8-80	45
B-M20-HSP-EXD	73	B-PG13-M16	88	FB16-M16-S	78	FCLAMP-BOLT3	45
B-M20-M16	88	B-PG13-M20	88	FB16-M20-M	78	FCLAMP-BOLT4	45
B-M20-M16-EXD	72	B-PG13-PG11	88	FB16-M20-S	78	FCLAMP-BOLT5	45
B-M20-M25	88	B-PG13-PG16	88	FB16-P	79	FCLAMP-BOLT6	45
B-M20-M25-EXD	72	B-PG13-PG7	88	FB16-PG11-M	78	FCLAMP-BOLT7	45
B-M20-PG11	88	B-PG13-PG9	88	FB16-PG11-S	78	FCLAMP-BOLT8	45
B-M20-PG13	88	B-PG16	86	FB20-25M	78	FCLAMP-CP3	45
B-M20-PG16	88	B-PG16-M16	88	FB20-M20-M	78	FCLAMP-CP4	45
B-M20-PG21	88	B-PG16-M20	88	FB20-M20-S	78	FCLAMP-CP5	45
B-M20-PG7	88	B-PG16-M25	88	FB20-P	79	FCLAMP-CP6	45
B-M20-PG9	88	B-PG16-PG11	88	FB20-PG16-M	78	FCLAMP-CP7	45
B-M20-SP-EXD	73	B-PG16-PG13	88	FB20-PG16-S	78	FCLAMP-CP8	45
B-M25	86	B-PG16-PG21	88	FB25-25M	78	FCLAMP-EWP3	45
B-M25-C	88	B-PG16-PG7	88	FB25-M25-M	78	FCLAMP-EWP4	45
B-M25-CG	87	B-PG16-PG9	88	FB25-M25-S	78	FCLAMP-EWP5	45
B-M25-DSP-EXD	73	B-PG21	86	FB25-P	79	FCLAMP-EWP6	45
B-M25-EMC	86	B-PG21-M20	88	FB25-PG21-M	78	FCLAMP-EWP7	45
B-M25-HSP-EXD	73	B-PG21-M25	88	FB25-PG21-S	78	FCLAMP-EWP8	45
B-M25-M20	88	B-PG21-M32	88	FB32-25M	78	FCLAMP-WP3	45
B-M25-M20-EXD	72	B-PG21-PG11	88	FB32-M32-M	78	FCLAMP-WP4	45
B-M25-M32	88	B-PG21-PG13	88	FB32-M32-S	78	FCLAMP-WP5	45
B-M25-M32-EXD	72	B-PG21-PG16	88	FB32-P	79	FCLAMP-WP6	45
B-M25-PG21	88	B-PG21-PG29	88	FB32-PG29-M	78	FCLAMP-WP7	45
B-M25-SP-EXD	73	B-PG29	86	FB32-PG29-S	78	FCLAMP-WP8	45
B-M32	86	B-PG29-M20	88	FB40-10M	78	FL20-25M	74
B-M32-C	88	B-PG29-M25	88	FB40-M40-M	78	FL20-M20-C	74
B-M32-CG	87	B-PG29-M32	88	FB40-M40-S	78	FL25-25M	74
B-M32-DSP-EXD	73	B-PG29-M40	88	FB40-P	79	FL25-M25-C	74
B-M32-EMC	86	B-PG29-PG16	88	FB40-PG36-M	78	FLK10-M12	38
B-M32-HSP-EXD	73	B-PG29-PG21	88	FB40-PG36-S	78	FLK13-M16	38
B-M32-M20-EXD	72	B-PG29-PG36	88	FB50-10M	78	FLK13-PG9	38
B-M32-M25	88	B-PG36	86	FB50-M50-M	78	FLK16-FLK16	38
B-M32-M25-EXD	72	B-PG36-M32	88	FB50-M50-S	78	FLK16-M16	38
B-M32-M40	88	B-PG36-M40	88	FB50-P	79	FLK16-M16-45	39
B-M32-M40-EXD	72	B-PG36-PG29	88	FB50-PG48-M	78	FLK16-M16-90	39
B-M32-PG29	88	B-PG42	86	FB50-PG48-S	78	FLK16-M16-PP	39
B-M32-SP-EXD	73	B-PG42-PG36	88	FCC10	87	FLK16-M20	38
B-M40	86	B-PG48	86	FCC10-SS	87	FLK16-M20-45	39
B-M40-C	88	B-PG48-PG36	88	FCC12	87	FLK16-M20-90	39

Part Number	Page	Part Number	Page	Part Number	Page	Part Number	Page
FLK16-PG11	38	FPA10-M12-90	24	FPA16-PG13	24	FPA28-BFPG21-45	28
FLK16-PG13	38	FPA10-M16	24	FPA16-PG13-45	25	FPA28-BFPG21-90	28
FLK16-PL20	38	FPA10-PG7	24	FPA16-PG13-90	24	FPA28-BM25	27
FLK20-FLK20	38	FPA10-PG7-90	24	FPA16-PG16	24	FPA28-BM25-45	28
FLK20-FLK20W	41	FPA10-PG9	24	FPA16-PG9	24	FPA28-BM25-90	27
FLK20-M20	38	FPA11-M12	24	FPA16-PG9-90	24	FPA28-BM25-CG	29
FLK20-M20-45	39	FPA11-M12-90	24	FPA16-R21	36	FPA28-BM25-CG-45	29
FLK20-M20-90	39	FPA11-PG7	24	FPA16-R28	36	FPA28-BM25-CG-90	29
FLK20-M20-90W	41	FPA13-BFM16	27	FPA16-R34	36	FPA28-BPG21	27
FLK20-M20-PP	39	FPA13-BFM16-90	28	FPA16T	36	FPA28-BPG21-45	28
FLK20-M20W	41	FPA13-BFPG9	27	FPA18-M20	24	FPA28-BPG21-90	27
FLK20-PL20	38	FPA13-BFPG9-90	28	FPA18-M20-90	24	FPA28-BPG21-CG	29
FLK21-FLK21	38	FPA13-BM16	27	FPA18-PG13	24	FPA28-BU144	24
FLK21-M20	38	FPA13-BM16-90	27	FPA18-PG13-90	24	FPA28-BU144-45	25
FLK21-M20-45	39	FPA13-BM16-CG	29	FPA18-PG16	24	FPA28-BU144-90	25
FLK21-M20-90	39	FPA13-BM16-CG-90	29	FPA18-PG16-90	24	FPA28-BU175	24
FLK21-PG16	38	FPA13-BPG9	27	FPA20-FPA20	26	FPA28-BU175-45	25
FLK21-PG16-90	39	FPA13-BPG9-90	27	FPA20-M20	24	FPA28-BU175-90	25
FLK21-PL20	38	FPA13-M12	24	FPA20-M20-90	24	FPA28-FL	24
FLK25-FLK25	38	FPA13-M16	24	FPA20-R28	36	FPA28-FL-45	26
FLK25-FLK25W	41	FPA13-M16-90	24	FPA20T	36	FPA28-FL-90	25
FLK25-M25	38	FPA13-M20	24	FPA21-050	24	FPA28-FPA28	26
FLK25-M25-45	39	FPA13-PG11	24	FPA21-050-45	25	FPA28-M25	24
FLK25-M25-90	39	FPA13-PG7	24	FPA21-050-90	24	FPA28-M25-45	25
FLK25-M25-90W	41	FPA13-PG9	24	FPA21-16-16	36	FPA28-M25-90	24
FLK25-M25-PP	39	FPA13-PG9-90	24	FPA21-BFM20	27	FPA28-M25-SBCA	85
FLK25-M25W	41	FPA13-R16	36	FPA21-BFM20-45	28	FPA28-M32	24
FLK25-PL25	38	FPA13-R21	36	FPA21-BFM20-90	28	FPA28-MPC25	26
FLK28-FLK28	38	FPA13-R28	36	FPA21-BFPG16	27	FPA28-PG21	24
FLK28-M25	38	FPA16-038	24	FPA21-BFPG16-45	28	FPA28-PG21-45	25
FLK28-M25-45	39	FPA16-050	24	FPA21-BFPG16-90	28	FPA28-PG21-90	24
FLK28-M25-90	39	FPA16-050-45	25	FPA21-BM20	27	FPA28-PG29	24
FLK28-PG21	38	FPA16-050-90	24	FPA21-BM20-45	28	FPA28-R34	36
FLK28-PG21-90	39	FPA16-13-13	36	FPA21-BM20-90	27	FPA28-R42	36
FLK28-PL25	38	FPA16-BFM16	27	FPA21-BM20-CG	29	FPA28T	36
FLK34-FLK34	38	FPA16-BFM16-90	28	FPA21-BM20-CG-45	29	FPA34-100	24
FLK34-M32	38	FPA16-BFM20	27	FPA21-BM20-CG-90	29	FPA34-100-45	25
FLK34-M32-45	39	FPA16-BFM20-45	28	FPA21-BPG13	27	FPA34-100-90	24
FLK34-M32-90	39	FPA16-BFM20-90	28	FPA21-BPG13-45	28	FPA34-28-28	36
FLK34-M32-PP	39	FPA16-BFPG11	27	FPA21-BPG13-90	27	FPA34-BFM32	27
FLK34-M32W	41	FPA16-BFPG11-90	28	FPA21-BPG16	27	FPA34-BFM32-45	28
FLK34-PG29	38	FPA16-BFPG16	27	FPA21-BPG16-45	28	FPA34-BFM32-90	28
FLK34-PG29-90	39	FPA16-BFPG16-45	28	FPA21-BPG16-90	27	FPA34-BFPG29	27
FLK34-PL32	38	FPA16-BFPG16-90	28	FPA21-BPG16-CG	29	FPA34-BFPG29-45	28
FLK42-M40	38	FPA16-BM16	27	FPA21-BU100	24	FPA34-BFPG29-90	28
FLK42-M40B	38	FPA16-BM16-45	28	FPA21-BU100-45	25	FPA34-BM32	27
FLK42-M50B	38	FPA16-BM16-90	27	FPA21-BU100-90	25	FPA34-BM32-45	28
FLK42RT	89	FPA16-BM16-CG	29	FPA21-BU119	24	FPA34-BM32-90	27
FLK54-M50	38	FPA16-BM16-CG-45	29	FPA21-BU119-45	25	FPA34-BM32-CG	29
FLK54-M50B	38	FPA16-BM16-CG-90	29	FPA21-BU119-90	25	FPA34-BM32-CG-45	29
FLK54-M63B	38	FPA16-BM20	27	FPA21-BU138	24	FPA34-BM32-CG-90	29
FLK54RT	89	FPA16-BM20-45	28	FPA21-BU138-45	25	FPA34-BPG29	27
FLP16B-25M	74	FPA16-BM20-90	27	FPA21-BU138-90	25	FPA34-BPG29-45	28
FLP16-M16-C	74	FPA16-BM20-CG	29	FPA21-FL	24	FPA34-BPG29-90	27
FLP16-M16-C-HS	75	FPA16-BM20-CG-45	29	FPA21-FL-45	26	FPA34-BPG29-CG	29
FLP16-M16-F-HS	75	FPA16-BM20-CG-90	29	FPA21-FL-90	25	FPA34-BU175	24
FLP20B-10M	74	FPA16-BPG11	27	FPA21-FPA21	26	FPA34-BU175-45	25
FLP20B-25M	74	FPA16-BPG11-90	27	FPA21-M20	24	FPA34-BU175-90	25
FLP20B-50M	74	FPA16-BPG11-CG	29	FPA21-M20-45	25	FPA34-FL	24
FLP20-M20-C	74	FPA16-BPG13-45	28	FPA21-M20-90	24	FPA34-FL-45	26
FLP20-M20-C-HS	75	FPA16-BPG16-45	28	FPA21-M20-SBCA	85	FPA34-FL-90	25
FLP20-M20-F-HS	75	FPA16-BPG16-CG	29	FPA21-MPC20	26	FPA34-FPA34	26
FLP25B-10M	74	FPA16-BPG9	27	FPA21-PG13	24	FPA34-M32	24
FLP25B-25M	74	FPA16-BPG9-90	27	FPA21-PG13-45	25	FPA34-M32-45	25
FLP25B-50M	74	FPA16-BU075	24	FPA21-PG13-90	24	FPA34-M32-90	24
FLP25-M25-C	74	FPA16-BU075-90	25	FPA21-PG16	24	FPA34-M32-SBCA	85
FLP25-M25-C-HS	75	FPA16-BU100	24	FPA21-PG16-45	25	FPA34-M40	24
FLP25-M25-F-HS	75	FPA16-BU100-45	25	FPA21-PG16-90	24	FPA34-MPC32	26
FLP32B-10M	74	FPA16-BU100-90	25	FPA21-R28	36	FPA34-PG29	24
FLP32B-25M	74	FPA16-BU119	24	FPA21-R34	36	FPA34-PG29-45	25
FLP32-M32-C	74	FPA16-BU119-45	25	FPA21-R42	36	FPA34-PG29-90	24
FLP32-M32-C-HS	75	FPA16-BU119-90	25	FPA21T	36	FPA34-R42	36
FLP32-M32-F-HS	75	FPA16-FL	24	FPA25-FPA25	26	FPA34T	36
FLP40B-25M	74	FPA16-FL-45	26	FPA25-M25	24	FPA42-125	24
FLP40-M40-C-HS	75	FPA16-FL-90	25	FPA25-M25-90	24	FPA42-125-90	24
FLP40-M40-F-HS	75	FPA16-FPA16	26	FPA25-R28	36	FPA42-150	24
FLP50B-20M	74	FPA16-M16	24	FPA28-075	24	FPA42-150-45	25
FLP50-M50-C-HS	75	FPA16-M16-90	24	FPA28-075-45	25	FPA42-150-90	24
FLP50-M50-F-HS	75	FPA16-M20	24	FPA28-075-90	24	FPA42-BFM40	27
FNU16B-25M	60	FPA16-M20-45	25	FPA28-21-21	36	FPA42-BFM50-45	28
FNU20B-25M	60	FPA16-M20-90	24	FPA28-BFM25	27	FPA42-BFM50-90	28
FNU25B-25M	60	FPA16-MPC16	26	FPA28-BFM25-45	28	FPA42-BM40	27
FNU32B-10M	60	FPA16-PG11	24	FPA28-BFM25-90	28	FPA42-BM40-CG	29
FPA10-M12	24	FPA16-PG11-90	24	FPA28-BFPG21	27	FPA42-BM40-CG-45	29

# Part Index

Part Number	Page	Part Number	Page	Part Number	Page	Part Number	Page
FPA42-BM40-CG-90	29	FPAL20-50M	20	FPAX16-BU075-90	31	FPAX28-BFPG21-90	34
FPA42-BM50	27	FPAL21-50M	20	FPAX16-BU100	30	FPAX28-BM25	33
FPA42-BM50-45	28	FPAL25-50M	20	FPAX16-BU100-45	32	FPAX28-BM25-45	34
FPA42-BM50-90	27	FPAL28-50M	20	FPAX16-BU100-90	31	FPAX28-BM25-90	33
FPA42-BU200	24	FPAL34-25M	20	FPAX16-BU119	30	FPAX28-BM25-CG	35
FPA42-BU200-45	25	FPAL34-50M	20	FPAX16-BU119-45	32	FPAX28-BM25-CG-45	35
FPA42-BU200-90	25	FPAL42-25M	20	FPAX16-BU119-90	31	FPAX28-BM25-CG-90	35
FPA42-BU225	24	FPAL54-25M	20	FPAX16-FL	30	FPAX28-BPG21	33
FPA42-BU225-45	25	FPAL67-10M	20	FPAX16-FL-45	32	FPAX28-BPG21-45	34
FPA42-BU225-90	25	FPAS10-50M	20	FPAX16-FL-90	31	FPAX28-BPG21-90	33
FPA42-FL	24	FPAS11-50M	20	FPAX16-M16	30	FPAX28-BPG21-CG	35
FPA42-FL-45	26	FPAS13-50M	20	FPAX16-M16-90	31	FPAX28-BU144	30
FPA42-FL-90	25	FPAS16-25M	20	FPAX16-M20	30	FPAX28-BU144-45	32
FPA42-M40	24	FPAS16-50M	20	FPAX16-M20-45	32	FPAX28-BU144-90	31
FPA42-M40-90	24	FPAS18-50M	20	FPAX16-M20-90	31	FPAX28-BU175	30
FPA42-M40-SBCA	85	FPAS20-50M	20	FPAX16-PG11	30	FPAX28-BU175-45	32
FPA42-M50	24	FPAS21-25M	20	FPAX16-PG11-90	31	FPAX28-BU175-90	31
FPA42-M50-45	25	FPAS21-50M	20	FPAX16-PG13	30	FPAX28-FL	30
FPA42-M50-90	24	FPAS21CB-50M	20	FPAX16-PG13-45	32	FPAX28-FL-45	32
FPA42-MPC40	26	FPAS25-50M	20	FPAX16-PG13-90	31	FPAX28-FL-90	31
FPA42-PG36	24	FPAS28-25M	20	FPAX16-PG9	30	FPAX28-M25	30
FPA42-PG36-45	25	FPAS28-50M	20	FPAX16-R21	37	FPAX28-M25-45	32
FPA42-PG36-90	24	FPAS28C-50M	20	FPAX16-R28	37	FPAX28-M25-90	31
FPA42T	36	FPAS34-25M	20	FPAX16-R34	37	FPAX28-M25-SBCA	85
FPA54-150	24	FPAS34-50M	20	FPAX16T	37	FPAX28-PG21	30
FPA54-150-45	25	FPAS34FB-25M	20	FPAX21-050	30	FPAX28-PG21-90	31
FPA54-150-90	24	FPAS42-10M	20	FPAX21-050-45	32	FPAX28-PG29	30
FPA54-200	24	FPAS42-25M	20	FPAX21-050-90	31	FPAX28-R34	37
FPA54-200-90	24	FPAS54-10M	20	FPAX21-16-16	37	FPAX28-R42	37
FPA54-BFM50	27	FPAS54-25M	20	FPAX21-BFM20	33	FPAX28T	37
FPA54-BFM50-45	28	FPAS67-10M	20	FPAX21-BFM20-45	34	FPAX34-100	30
FPA54-BFM50-90	28	FPAS-CP21B	91	FPAX21-BFM20-90	34	FPAX34-100-45	32
FPA54-BM50	27	FPAS-CP25B	91	FPAX21-BFPG16	33	FPAX34-100-90	31
FPA54-BM50-45	28	FPAX13-BFM16	33	FPAX21-BFPG16-45	34	FPAX34-28-28	37
FPA54-BM50-90	27	FPAX13-BFM16-90	34	FPAX21-BFPG16-90	34	FPAX34-BFM32	33
FPA54-BM50-CG	29	FPAX13-BFPG9	33	FPAX21-BM20	33	FPAX34-BFM32-45	34
FPA54-BM50-CG-45	29	FPAX13-BFPG9-90	34	FPAX21-BM20-45	34	FPAX34-BFM32-90	34
FPA54-BM50-CG-90	29	FPAX13-BM16	33	FPAX21-BM20-90	33	FPAX34-BFPG29	33
FPA54-BM63	27	FPAX13-BM16-90	33	FPAX21-BM20-CG	35	FPAX34-BFPG29-45	34
FPA54-BU200	24	FPAX13-BM16-CG	35	FPAX21-BM20-CG-45	35	FPAX34-BFPG29-90	34
FPA54-BU200-45	25	FPAX13-BM16-CG-90	35	FPAX21-BM20-CG-90	35	FPAX34-BM32	33
FPA54-BU200-90	25	FPAX13-BPG9	33	FPAX21-BPG13	33	FPAX34-BM32-45	34
FPA54-BU225	24	FPAX13-BPG9-90	33	FPAX21-BPG13-45	34	FPAX34-BM32-90	33
FPA54-BU225-45	25	FPAX13-M16	30	FPAX21-BPG13-90	33	FPAX34-BM32-CG	35
FPA54-BU225-90	25	FPAX13-M16-90	31	FPAX21-BPG16	33	FPAX34-BM32-CG-45	35
FPA54-FL-45	26	FPAX13-PG9	30	FPAX21-BPG16-45	34	FPAX34-BM32-CG-90	35
FPA54-FL-90	25	FPAX13-PG9-90	31	FPAX21-BPG16-90	33	FPAX34-BPG29	33
FPA54-FPA54	26	FPAX13-R16	37	FPAX21-BPG16-CG	35	FPAX34-BPG29-45	34
FPA54-M50	24	FPAX16-038	30	FPAX21-BU100	30	FPAX34-BPG29-90	33
FPA54-M50-45	25	FPAX16-050	30	FPAX21-BU100-45	32	FPAX34-BPG29-CG	35
FPA54-M50-90	24	FPAX16-050-45	32	FPAX21-BU100-90	31	FPAX34-BU175	30
FPA54-M63	24	FPAX16-050-90	31	FPAX21-BU119	30	FPAX34-BU175-45	32
FPA54-M63-90	24	FPAX16-13-13	37	FPAX21-BU119-45	32	FPAX34-BU175-90	31
FPA54-PG42	24	FPAX16-BFM16	33	FPAX21-BU119-90	31	FPAX34-FL	30
FPA54-PG48	24	FPAX16-BFM16-90	34	FPAX21-BU138	30	FPAX34-FL-45	32
FPA54-PG48-90	24	FPAX16-BFM20	33	FPAX21-BU138-45	32	FPAX34-FL-90	31
FPA67-200	24	FPAX16-BFM20-45	34	FPAX21-BU138-90	31	FPAX34-M32	30
FPA67-200-90	24	FPAX16-BFM20-90	34	FPAX21-FL	30	FPAX34-M32-45	32
FPA67-BM63	27	FPAX16-BFPG11	33	FPAX21-FL-45	32	FPAX34-M32-90	31
FPA67-M63	24	FPAX16-BFPG11-90	34	FPAX21-FL-90	31	FPAX34-M32-SBCA	85
FPA67-M63-90	24	FPAX16-BFPG16	33	FPAX21-M20	30	FPAX34-M40	30
FPA67-PG48	24	FPAX16-BFPG16-45	34	FPAX21-M20-45	32	FPAX34-PG29	30
FPA67-PG48-90	24	FPAX16-BFPG16-90	34	FPAX21-M20-90	31	FPAX34-PG29-45	32
FPADS11-50M	21	FPAX16-BM16	33	FPAX21-M20-SBCA	85	FPAX34-PG29-90	31
FPADS13-50M	21	FPAX16-BM16-45	34	FPAX21-PG13	30	FPAX34-R42	37
FPADS16-50M	21	FPAX16-BM16-90	33	FPAX21-PG13-45	32	FPAX34T	37
FPADS21-50M	21	FPAX16-BM16-CG	35	FPAX21-PG13-90	31	FPAX42-125	30
FPADS28-50M	21	FPAX16-BM16-CG-45	35	FPAX21-PG16	30	FPAX42-125-90	31
FPADS34-25M	21	FPAX16-BM16-CG-90	35	FPAX21-PG16-45	32	FPAX42-150	30
FPADS42-25M	21	FPAX16-BM20	33	FPAX21-PG16-90	31	FPAX42-150-45	32
FPADS54-25M	21	FPAX16-BM20-45	34	FPAX21-R28	37	FPAX42-150-90	31
FPAH13-50M	20	FPAX16-BM20-90	33	FPAX21-R34	37	FPAX42-BFM40	33
FPAH16-50M	20	FPAX16-BM20-CG	35	FPAX21-R42	37	FPAX42-BFM50-45	34
FPAH21-50M	20	FPAX16-BM20-CG-45	35	FPAX21T	37	FPAX42-BFM50-90	34
FPAH25-50M	20	FPAX16-BM20-CG-90	35	FPAX23-T	37	FPAX42-BM40	33
FPAH28-50M	20	FPAX16-BPG11	33	FPAX28-075	30	FPAX42-BM40-CG	35
FPAH34-25M	20	FPAX16-BPG11-90	33	FPAX28-075-45	32	FPAX42-BM40-CG-45	35
FPAH42-25M	20	FPAX16-BPG11-CG	35	FPAX28-075-90	31	FPAX42-BM40-CG-90	35
FPAH54-25M	20	FPAX16-BPG13-45	34	FPAX28-21-21	37	FPAX42-BM50	33
FPAL10-50M	20	FPAX16-BPG16-45	34	FPAX28-BFM25	33	FPAX42-BM50-45	34
FPAL11-50M	20	FPAX16-BPG16-CG	35	FPAX28-BFM25-45	34	FPAX42-BM50-90	33
FPAL13-50M	20	FPAX16-BPG9	33	FPAX28-BFM25-90	34	FPAX42-BU200	30
FPAL16-50M	20	FPAX16-BPG9-90	33	FPAX28-BFPG21	33	FPAX42-BU200-45	32
FPAL18-50M	20	FPAX16-BU075	30	FPAX28-BFPG21-45	34	FPAX42-BU200-90	31

Part Number	Page	Part Number	Page	Part Number	Page	Part Number	Page
FPAX42-BU225	30	FPC40GN-10M	46	FPP54-25M	22	FPYL10B-100M	42
FPAX42-BU225-45	32	FPC40GN-30M	46	FPP54B-NFR-25M	22	FPYL12B-100M	42
FPAX42-BU225-90	31	FPC40URB-10M	46	FPP67-10M	22	FPYL16B-100M	42
FPAX42-FL	30	FPC40URB-30M	46	FPP67B-NFR-10M	22	FPYL18B-100M	42
FPAX42-FL-45	32	FPC50B-10M	46	FPP-CP20B	91	FPYL20B-100M	42
FPAX42-FL-90	31	FPC50B-30M	46	FPP-CP20G	91	FPYL25B-100M	42
FPAX42-M40	30	FPC50BU-10M	46	FPP-CP25B	91	FPYL28B-50M	42
FPAX42-M40-90	31	FPC50BU-30M	46	FPP-CP25G	91	FPYL32B-50M	42
FPAX42-M40-SBCA	85	FPC50G-10M	46	FPPH20B-50M	22	FPYL40B-50M	42
FPAX42-M50	30	FPC50G-30M	46	FPPH21B-50M	22	FPYL50B-50M	42
FPAX42-M50-45	32	FPC50GN-10M	46	FPPH25B-50M	22	FPYL8B-100M	42
FPAX42-M50-90	31	FPC50GN-30M	46	FPPH28B-50M	22	FPYLS10B-100M	42
FPAX42-PG36	30	FPC50URB-10M	46	FPPH34B-50M	22	FPYLS12B-100M	42
FPAX42-PG36-45	32	FPC50URB-30M	46	FPPH42B-50M	22	FPYLS16B-100M	42
FPAX42-PG36-90	31	FPC63B-10M	46	FPPH54B-50M	22	FPYLS18B-100M	42
FPAX42T	37	FPC63B-30M	46	FPPH67B-50M	22	FPYLS20B-100M	42
FPAX54-150	30	FPC63BU-10M	46	FPPS10-50M	22	FPYLS25B-100M	42
FPAX54-150-45	32	FPC63BU-30M	46	FPPS13-50M	22	FPYLS28B-50M	42
FPAX54-150-90	31	FPC63G-10M	46	FPPS16-50M	22	FPYLS32B-50M	42
FPAX54-200	30	FPC63G-30M	46	FPPS21-50M	22	FPYLS40B-50M	42
FPAX54-200-90	31	FPC63GN-10M	46	FPPS25-50M	22	FPYLS50B-50M	42
FPAX54-BFM50	33	FPC63GN-30M	46	FPPS28-50M	22	FPYLS8B-100M	42
FPAX54-BFM50-45	34	FPC63URB-10M	46	FPPS34-25M	22	FPYS10B-50M	42
FPAX54-BFM50-90	34	FPC63URB-30M	46	FPPS42-25M	22	FPYS12B-50M	42
FPAX54-BM50	33	FPC-CP20B	91	FPPS54-25M	22	FPYS16B-50M	42
FPAX54-BM50-45	34	FPC-CP25B	91	FPPS-TP21G	91	FPYS20B-50M	42
FPAX54-BM50-90	33	FPI13-50M	21	FPR10B-50M	21	FPYS25B-50M	42
FPAX54-BM50-CG	35	FPI16-50M	21	FPR13B-50M	21	FPYS28B-50M	42
FPAX54-BM50-CG-45	35	FPI21-50M	21	FPR16B-50M	21	FPYS32B-25M	42
FPAX54-BM50-CG-90	35	FPI28-50M	21	FPR20B-50M	21	FPYS40B-25M	42
FPAX54-BM63	33	FPI34-25M	21	FPR21B-50M	21	FPYS50B-25M	42
FPAX54-BU200	30	FPI42-25M	21	FPR25B-50M	21	FPYS8B-50M	42
FPAX54-BU200-45	32	FPI54-25M	21	FPR28B-50M	21	FSB12-25M	76
FPAX54-BU200-90	31	FPI67-10M	21	FPR34B-50M	21	FSB12-M16-M	76
FPAX54-BU225	30	FPIH13B-50M	21	FPR42B-25M	21	FSB12-M16-S	76
FPAX54-BU225-45	32	FPIH16B-50M	21	FPR54B-25M	21	FSB12-P	77
FPAX54-BU225-90	31	FPIH21B-50M	21	FPRSS16-50M	82	FSB12-PG9-M	76
FPAX54-M50	30	FPIH28B-50M	21	FPRSS21-50M	82	FSB12-PG9-S	76
FPAX54-M50-45	32	FPIH34B-25M	21	FPRSS28-50M	82	FSB16-25M	76
FPAX54-M50-90	31	FPIH42B-25M	21	FPRSS34-50M	82	FSB16-BM16-CG	84
FPAX54-M63	30	FPIH54B-25M	21	FPRSS42-25M	82	FSB16-M16-C	77
FPAX54-M63-90	31	FPIHSS16-50M	82	FPRSS54-25M	82	FSB16-M16-C90	77
FPAX54-PG42	30	FPIHSS21-50M	82	FPRTC16-50M	82	FSB16-M16-C-S	76
FPAX54-PG48	30	FPIHSS28-50M	82	FPRTC21-50M	82	FSB16-M16-M	76
FPAX54-PG48-90	31	FPIHSS34-25M	82	FPRTC28-50M	82	FSB16-M16-S	76
FPC12B-30M	46	FPIHSS42-25M	82	FPRTC34-50M	82	FSB16-M20-C	77
FPC12BU-30M	46	FPIHSS54-25M	82	FPRTC42-25M	82	FSB16-M20-C90	77
FPC12G-30M	46	FPISS16-50M	82	FPRTC54-25M	82	FSB16-M20-C-S	77
FPC12GN-30M	46	FPISS21-50M	82	FPU12B-25M	62	FSB16-M20-M	76
FPC12URB-30M	46	FPISS28-50M	82	FPU12B-25M	62	FSB16-M20-S	76
FPC16B-30M	46	FPISS34-25M	82	FPU16B-25M	62	FSB16-P	77
FPC16BU-30M	46	FPISS42-25M	82	FPU16B-25M	62	FSB16-PG11-C	77
FPC16G-30M	46	FPISS54-25M	82	FPU16B-50M	62	FSB16-PG11-M	76
FPC16GN-30M	46	FPL16-100M	40	FPU16B-50M	62	FSB16-PG11-S	76
FPC16URB-30M	46	FPL20-100M	40	FPU20B-25M	62	FSB16-PG13-C	77
FPC20B-30M	46	FPL20W-100M	41	FPU20B-25M	62	FSB20-25M	76
FPC20BU-30M	46	FPL25-50M	40	FPU20B-50M	62	FSB20-BM20-CG	84
FPC20G-30M	46	FPL25W-50M	41	FPU20B-50M	62	FSB20-M20-C	77
FPC20GN-30M	46	FPL32-25M	40	FPU25B-25M	62	FSB20-M20-C90	77
FPC20URB-30M	46	FPL-CP20W	91	FPU25B-25M	62	FSB20-M20-C-S	77
FPC25B-30M	46	FPL-CP25W	91	FPU32B-25M	62	FSB20-M20-M	76
FPC25BU-30M	46	FPP10-50M	22	FPU32B-25M	62	FSB20-M20-S	76
FPC25G-30M	46	FPP10B-NFR-50M	22	FPU40B-10M	62	FSB20-P	77
FPC25GN-30M	46	FPP13-50M	22	FPU40B-10M	62	FSB20-PG16-C	77
FPC25URB-30M	46	FPP13B-NFR-50M	22	FPU50B-10M	62	FSB20-PG16-M	76
FPC30B-30M	46	FPP16-50M	22	FPU50B-10M	62	FSB20-PG16-S	76
FPC30G-30M	46	FPP16B-NFR-50M	22	FPU63B-10M	62	FSB25-25M	76
FPC30URB-30M	46	FPP20-50M	22	FPU63B-10M	62	FSB25-BM25-CG	84
FPC32B-10M	46	FPP20B-NFR-50M	22	FPU75B-10M	62	FSB25-M25-C	77
FPC32B-30M	46	FPP20W-50M	41	FPU75B-10M	62	FSB25-M25-C90	77
FPC32BU-10M	46	FPP21-50M	22	FPY10-50M	42	FSB25-M25-C-S	77
FPC32BU-30M	46	FPP21B-NFR-50M	22	FPY106-10M	44	FSB25-M25-M	76
FPC32G-10M	46	FPP25-50M	22	FPY12-50M	42	FSB25-M25-S	76
FPC32G-30M	46	FPP25B-NFR-50M	22	FPY16-50M	42	FSB25-P	77
FPC32GN-10M	46	FPP25W-50M	41	FPY20-50M	42	FSB25-PG21-C	77
FPC32GN-30M	46	FPP26-50M	22	FPY25-50M	42	FSB25-PG21-M	76
FPC32URB-10M	46	FPP26B-NFR-50M	22	FPY28-50M	42	FSB25-PG21-S	76
FPC32URB-30M	46	FPP28-50M	22	FPY32-25M	42	FSB32-25M	76
FPC40B-10M	46	FPP28B-NFR-50M	22	FPY40-25M	42	FSB32-BM32-CG	84
FPC40B-30M	46	FPP34-50M	22	FPY50-25M	42	FSB32-M32-C	77
FPC40BU-10M	46	FPP34B-NFR-25M	22	FPY80-10M	44	FSB32-M32-C90	77
FPC40BU-30M	46	FPP34W-50M	41	FPY8-50M	42	FSB32-M32-C-S	77
FPC40G-10M	46	FPP42-25M	22	FPYE-CP20B	91	FSB32-M32-M	76
FPC40G-30M	46	FPP42B-NFR-25M	22	FPYE-CP25B	91	FSB32-M32-S	76

# Part Index

Part Number	Page	Part Number	Page	Part Number	Page	Part Number	Page
FSB32-P	77	FSU25-E	61	FU12-P	59	FWPG48	86
FSB32-PG29-C	77	FSU25-FSU25	61	FU12-PG9-M	58	FWPG7	86
FSB32-PG29-M	76	FSU25-M25-C	61	FU12-PG9-S	58	FWPG9	86
FSB32-PG29-S	76	FSU25-M25-C90	61	FU16-10M	58	HACKSAWBLADE	89
FSB40-10M	76	FSU25-M25-C-S	61	FU16-25M	58	LFHP16B-25M	75
FSB40-M40-M	76	FSU25-M25-F	61	FU16-50M	58	LFHP20B-25M	75
FSB40-M40-S	76	FSU25-M25-M	60	FU16-M16-F	59	LFHP25B-25M	75
FSB40-P	77	FSU25-M25-S	60	FU16-M16-M	58	LFHP32B-25M	75
FSB40-PG36-M	76	FSU25-P	60	FU16-M16-S	58	LFHP40B-25M	75
FSB40-PG36-S	76	FSU25-PG21-C	61	FU16-M20-F	59	LFHP50B-25M	75
FSB50-10M	76	FSU25-PG21-M	60	FU16-M20-M	58	LFHU12B-25M	62
FSB50-M50-M	76	FSU25-PG21-S	60	FU16-M20-S	58	LFHU16B-25M	62
FSB50-M50-S	76	FSU32-100-C	61	FU16-P	59	LFHU16B-50M	62
FSB50-P	77	FSU32B-10M	60	FU16-PG11-M	58	LFHU20B-25M	62
FSB50-PG42-S	76	FSU32B-25M	60	FU16-PG11-S	58	LFHU20B-50M	62
FSB50-PG48-M	76	FSU32-BM32-CG	84	FU20-10M	58	LFHU25B-25M	62
FSU10B-25M	60	FSU32-E	61	FU20-25M	58	LFHU25B-50M	62
FSU10B-50M	60	FSU32-FSU32	61	FU20-50M	58	LFHU32B-10M	62
FSU10-E	61	FSU32-M32-C	61	FU20-50M	58	LFHU32B-25M	62
FSU10-M12-C	61	FSU32-M32-C90	61	FU20-M20-F	59	LFHU40B-10M	62
FSU10-M12-M	60	FSU32-M32-C-S	61	FU20-M20-M	58	LFHU40B-25M	62
FSU10-M12-S	60	FSU32-M32-F	61	FU20-M20-S	58	LFHU50B-10M	62
FSU10-P	60	FSU32-M32-M	60	FU20-P	59	LFHU50B-25M	62
FSU10-PG7-M	60	FSU32-M32-S	60	FU20-PG16-M	58	LFHU63B-10M	62
FSU10-PG7-S	60	FSU32-P	60	FU20-PG16-S	58	LFHU75B-10M	62
FSU12B-25M	60	FSU32-PG29-C	61	FU25-10M	58	LFHUBRD20-25M	76
FSU12B-50M	60	FSU32-PG29-M	60	FU25-25M	58	LFHUBRD25-25M	76
FSU12-E	61	FSU32-PG29-S	60	FU25-50M	58	LFHUBRD32-25M	76
FSU12-M16-C	61	FSU40B-10M	60	FU25-M25-F	59	LFHUBRD40-10M	76
FSU12-M16-C90	61	FSU40B-25M	60	FU25-M25-M	58	LM12-N	86
FSU12-M16-C-S	61	FSU40-E	61	FU25-M25-S	58	LM16-N	86
FSU12-M16-M	60	FSU40-M40-C	61	FU25-P	59	LM20-N	86
FSU12-M16-S	60	FSU40-M40-M	60	FU25-PG21-M	58	LM25-N	86
FSU12-P	60	FSU40-M40-S	60	FU25-PG21-S	58	LM32-N	86
FSU12-PG9-C	61	FSU40-P	60	FU32-10M	58	LM40-N	86
FSU12-PG9-M	60	FSU40-PG36-M	60	FU32-25M	58	LM50-N	86
FSU12-PG9-S	60	FSU40-PG36-S	60	FU32-M32-F	59	LM63-N	86
FSU16-050-C	61	FSU50B-10M	60	FU32-M32-M	58	LPC12B-30M	48
FSU16B-10M	60	FSU50B-25M	60	FU32-M32-S	58	LPC12BU-30M	48
FSU16B-25M	60	FSU50-E	61	FU32-P	59	LPC12G-30M	48
FSU16B-50M	60	FSU50-M50-C	61	FU32-PG29-M	58	LPC12GN-30M	48
FSU16-BM16-CG	84	FSU50-M50-M	60	FU32-PG29-S	58	LPC12-M16-C	50
FSU16-E	61	FSU50-M50-S	60	FU40-10M	58	LPC12-M16-C90	50
FSU16-FSU16	61	FSU50-P	60	FU40-25M	58	LPC120-30M	48
FSU16-M16-C	61	FSU50-PG42-S	60	FU40-M40-M	58	LPC16B-30M	48
FSU16-M16-C90	61	FSU50-PG48-M	60	FU40-M40-S	58	LPC16-BM16-CG	84
FSU16-M16-C-S	61	FSU63B-10M	60	FU40-P	59	LPC16BU-30M	48
FSU16-M16-F	61	FSU63-E	61	FU40-PG36-M	58	LPC16G-30M	48
FSU16-M16-M	60	FSU63-M63-M	60	FU40-PG36-S	58	LPC16GN-30M	48
FSU16-M16-S	60	FSU63-M63-S	60	FU50-10M	58	LPC16-M16-C	50
FSU16-M20-C	61	FSU63-P	60	FU50-25M	58	LPC16-M16-C90	50
FSU16-M20-C90	61	FSU75B-10M	60	FU50-M50-M	58	LPC16-M16-C-FG	51
FSU16-M20-C-S	61	FSU75-E	61	FU50-M50-S	58	LPC16-M16-CSS	51
FSU16-M20-F	61	FSU75-M75-M	60	FU50-P	59	LPC16-M16-S	50
FSU16-M20-M	60	FSU75-P	60	FU50-PG42-S	58	LPC16-M20-C	50
FSU16-M20-S	60	FSU-CP20B	91	FU50-PG48-M	58	LPC16-M20-C90	50
FSU16-P	60	FTCB10-50M	85	FU63-10M	58	LPC16-M20-CSS	51
FSU16-PG11-C	61	FTCB12-50M	85	FU63-M63-M	58	LPC16-M20-CSS90	51
FSU16-PG11-M	60	FTCB15	85	FU63-M63-S	58	LPC16-M20-S	50
FSU16-PG11-S	60	FTCB15-50M	85	FU63-P	59	LPC160-30M	48
FSU16-PG13-C	61	FTCB20	85	FU75-10M	58	LPC16-PG11-C	50
FSU16-PG13-S	60	FTCB20-50M	85	FU75-M75-M	58	LPC16-PG13-C	50
FSU20-050-C	61	FTCB25	85	FU75-P	59	LPC20B-10M	48
FSU20B-10M	60	FTCB25-50M	85	FUSSB12-25M	78	LPC20B-30M	48
FSU20B-25M	60	FTCB30	85	FUSSB16-25M	78	LPC20-BM20-CG	84
FSU20B-50M	60	FTCB30-25M	85	FUSSB20-25M	78	LPC20BU-10M	48
FSU20-BM20-CG	84	FTCB3-100M	85	FUSSB25-25M	78	LPC20BU-30M	48
FSU20-E	61	FTCB35	85	FUSSB32-25M	78	LPC20G-10M	48
FSU20-FSU20	61	FTCB35-25M	85	FUSSB40-10M	78	LPC20G-30M	48
FSU20-M20-C	61	FTCB4-100M	85	FUSSB50-10M	78	LPC20GN-10M	48
FSU20-M20-C90	61	FTCB50-25M	85	FW12	86	LPC20GN-30M	48
FSU20-M20-C-S	61	FTCB5-100M	85	FW16	86	LPC20-M20-C	50
FSU20-M20-F	61	FTCB6-100M	85	FW20	86	LPC20-M20-C90	50
FSU20-M20-M	60	FU10-25M	58	FW25	86	LPC20-M20-C-FG	51
FSU20-M20-S	60	FU10-50M	58	FW32	86	LPC20-M20-CSS	51
FSU20-P	60	FU10-M12-M	58	FW40	86	LPC20-M20-CSS90	51
FSU20-PG16-C	61	FU10-M12-S	58	FW50	86	LPC20-M20-S	50
FSU20-PG16-M	60	FU10-P	59	FW63	86	LPC200-10M	48
FSU20-PG16-S	60	FU10-PG7-M	58	FWPG11	86	LPC200-30M	48
FSU25-075-C	61	FU10-PG7-S	58	FWPG13	86	LPC20-PG16-C	50
FSU25B-10M	60	FU12-25M	58	FWPG16	86	LPC25B-10M	48
FSU25B-25M	60	FU12-50M	58	FWPG21	86	LPC25B-30M	48
FSU25B-50M	60	FU12-M16-M	58	FWPG29	86	LPC25-BM25-CG	84
FSU25-BM25-CG	84	FU12-M16-S	58	FWPG36	86	LPC25BU-10M	48

Part Number	Page	Part Number	Page	Part Number	Page	Part Number	Page
LPC25BU-30M	48	LTP10-M16-C	64	LTP25-M25-EXD-45	69	LTP63-200-EXD-SS	68
LPC25G-10M	48	LTP12B-25M	64	LTP25-M25-EXD-45	69	LTP63-200-EXE	71
LPC25G-30M	48	LTP12B-50M	64	LTP25-M25-EXD-90	69	LTP63-200-EXE-45	71
LPC25GN-10M	48	LTP12-E	65	LTP25-M25-EXD-90	69	LTP63-200-EXE-90	71
LPC25GN-30M	48	LTP12-M16-C	64	LTP25-M25-EXD-SS	68	LTP63B-10M	64
LPC25-M25-C	50	LTP12-M16-C90	65	LTP25-M25-EXE	71	LTP63B-25M	64
LPC25-M25-C90	50	LTP12-M16-S	65	LTP25-M25-EXE-45	71	LTP63-E	65
LPC25-M25-C-FG	51	LTP12-PG9-C	64	LTP25-M25-EXE-90	71	LTP63-M63-C	64
LPC25-M25-CSS	51	LTP16-050-C	64	LTP25-M25-S	65	LTP63-M63-C45	65
LPC25-M25-CSS90	51	LTP16-050-EXD	68	LTP25-PG21-C	64	LTP63-M63-C90	65
LPC25-M25-S	50	LTP16-050-EXE	71	LTP25-PG21-EXE	71	LTP63-M63-CSS	67
LPC25O-10M	48	LTP16B-10M	64	LTP32-100-C	64	LTP63-M63-CSS90	67
LPC25O-30M	48	LTP16B-25M	64	LTP32-100-EXD	68	LTP63-M63-EXD	68
LPC25-PG21-C	50	LTP16B-50M	64	LTP32-100-EXD-SS	68	LTP63-M63-EXD-45	69
LPC32B-10M	48	LTP16-BM16-CG	84	LTP32-100-EXE	71	LTP63-M63-EXD-45	69
LPC32B-30M	48	LTP16-E	65	LTP32B-10M	64	LTP63-M63-EXD-90	69
LPC32-BM32-CG	84	LTP16-M16-C	64	LTP32B-25M	64	LTP63-M63-EXD-90	69
LPC32BU-10M	48	LTP16-M16-C90	65	LTP32-BM32-CG	84	LTP63-M63-EXD-SS	68
LPC32BU-30M	48	LTP16-M16-CSS	67	LTP32-E	65	LTP63-M63-EXE	71
LPC32G-10M	48	LTP16-M16-EXE	71	LTP32-M32-C	64	LTP63-M63-EXE-45	71
LPC32G-30M	48	LTP16-M16-EXE-45	71	LTP32-M32-C45	65	LTP63-M63-EXE-90	71
LPC32GN-10M	48	LTP16-M16-EXE-90	71	LTP32-M32-C90	65	LTP63-PG48-C	64
LPC32GN-30M	48	LTP16-M16-S	65	LTP32-M32-CSS	67	LTP63-PG48-EXE	71
LPC32-M32-C	50	LTP16-M20-C	64	LTP32-M32-CSS90	67	LTPAS16B-25M	64
LPC32-M32-C90	50	LTP16-M20-C45	65	LTP32-M32-EXD	68	LTPAS20B-25M	64
LPC32-M32-C-FG	51	LTP16-M20-C90	65	LTP32-M32-EXD-45	69	LTPAS25B-25M	64
LPC32-M32-CSS	51	LTP16-M20-CSS	67	LTP32-M32-EXD-45	69	LTPAS32B-25M	64
LPC32-M32-CSS90	51	LTP16-M20-CSS90	67	LTP32-M32-EXD-90	69	LTPAS40B-10M	64
LPC32-M32-S	50	LTP16-M20-EXD	68	LTP32-M32-EXD-90	69	LTPAS50B-10M	64
LPC32O-10M	48	LTP16-M20-EXD-45	69	LTP32-M32-EXD-SS	68	LTPAS63B-10M	64
LPC32O-30M	48	LTP16-M20-EXD-45	69	LTP32-M32-EXE	71	LTPB16-BM16-CG	84
LPC32-PG29-C	50	LTP16-M20-EXD-90	69	LTP32-M32-EXE-45	71	LTPB16-M16-C	80
LPC40B-10M	48	LTP16-M20-EXD-90	69	LTP32-M32-EXE-90	71	LTPB16-M16-C90	81
LPC40B-30M	48	LTP16-M20-EXE	71	LTP32-M32-S	65	LTPB16-M16-S	80
LPC40BU-10M	48	LTP16-M20-EXE-45	71	LTP32-PG29-C	64	LTPB16-M20-C	80
LPC40BU-30M	48	LTP16-M20-EXE-90	71	LTP32-PG29-EXE	71	LTPB16-M20-C90	81
LPC40G-10M	48	LTP16-M20-S	65	LTP40-125-EXD	68	LTPB16-M20-S	80
LPC40G-30M	48	LTP16-PG11-C	64	LTP40-125-EXD-SS	68	LTPB20-050-EXD	70
LPC40GN-10M	48	LTP16-PG11-EXE	71	LTP40-125-EXE	71	LTPB20-BM20-CG	84
LPC40GN-30M	48	LTP16-PG13-C	64	LTP40-175-C	64	LTPB20-M20-C	80
LPC40-M40-C	50	LTP16-PG13-EXE	71	LTP40B-10M	64	LTPB20-M20-C90	81
LPC40-M40-C90	50	LTP20-050-C	64	LTP40B-25M	64	LTPB20-M20-EXD	70
LPC40-M40-C-FG	51	LTP20-050-EXD	68	LTP40-E	65	LTPB20-M20-S	80
LPC40-M40-CSS	51	LTP20-050-EXD-SS	68	LTP40-M40-C	64	LTPB25-075-EXD	70
LPC40O-10M	48	LTP20-050-EXE	71	LTP40-M40-C45	65	LTPB25-BM25-CG	84
LPC40O-30M	48	LTP20B-10M	64	LTP40-M40-C90	65	LTPB25-M25-C	80
LPC50B-10M	48	LTP20B-25M	64	LTP40-M40-CSS	67	LTPB25-M25-C90	81
LPC50B-30M	48	LTP20B-50M	64	LTP40-M40-CSS90	67	LTPB25-M25-EXD	70
LPC50BU-10M	48	LTP20-BM20-CG	84	LTP40-M40-EXD	68	LTPB25-M25-S	80
LPC50BU-30M	48	LTP20-E	65	LTP40-M40-EXD-45	69	LTPB32-100-EXD	70
LPC50G-10M	48	LTP20-LTP20	65	LTP40-M40-EXD-45	69	LTPB32-BM32-CG	84
LPC50G-30M	48	LTP20-M20-C	64	LTP40-M40-EXD-90	69	LTPB32-M32-C	80
LPC50GN-10M	48	LTP20-M20-C45	65	LTP40-M40-EXD-90	69	LTPB32-M32-C90	81
LPC50GN-30M	48	LTP20-M20-C90	65	LTP40-M40-EXD-SS	68	LTPB32-M32-EXD	70
LPC50-M50-C	50	LTP20-M20-CSS	67	LTP40-M40-EXE	71	LTPB32-M32-S	80
LPC50-M50-C90	50	LTP20-M20-CSS90	67	LTP40-M40-EXE-45	71	LTPB40-125-EXD	70
LPC50-M50-C-FG	51	LTP20-M20-EXD	68	LTP40-M40-EXE-90	71	LTPB40-M40-C	80
LPC50-M50-CSS	51	LTP20-M20-EXD-45	69	LTP40-M40-S	65	LTPB40-M40-C90	81
LPC50O-10M	48	LTP20-M20-EXD-45	69	LTP40-PG36-C	64	LTPB40-M40-EXD	70
LPC50O-30M	48	LTP20-M20-EXD-90	69	LTP40-PG36-EXE	71	LTPB40-M40-S	80
LPC63B-10M	48	LTP20-M20-EXD-90	69	LTP50-150-EXD	68	LTPB50-150-EXD	70
LPC63B-30M	48	LTP20-M20-EXD-SS	68	LTP50-150-EXD-SS	68	LTPB50-M50-C	80
LPC63BU-10M	48	LTP20-M20-EXE	71	LTP50-150-EXE	71	LTPB50-M50-C90	81
LPC63BU-30M	48	LTP20-M20-EXE-45	71	LTP50B-10M	64	LTPB50-M50-EXD	70
LPC63G-10M	48	LTP20-M20-EXE-90	71	LTP50B-25M	64	LTPB50-M50-S	80
LPC63G-30M	48	LTP20-M20-S	65	LTP50-E	65	LTPBRD16-25M	80
LPC63GN-10M	48	LTP20-PG16-C	64	LTP50-M50-C	64	LTPBRD20-25M	80
LPC63GN-30M	48	LTP20-PG16-EXE	71	LTP50-M50-C45	65	LTPBRD25-25M	80
LPC63-M63-C	50	LTP25-075-C	64	LTP50-M50-C90	65	LTPBRD32-25M	80
LPC63-M63-C90	50	LTP25-075-EXD	68	LTP50-M50-CSS	67	LTPBRD40-10M	80
LPC63O-10M	48	LTP25-075-EXD-SS	68	LTP50-M50-CSS90	67	LTPBRD50-10M	80
LPC63O-30M	48	LTP25-075-EXE	71	LTP50-M50-EXD	68	LTPHC12B-25M	64
LTBRDLFH20B-25M	66	LTP25B-10M	64	LTP50-M50-EXD-45	69	LTPHC16B-25M	64
LTBRDLFH25B-25M	66	LTP25B-25M	64	LTP50-M50-EXD-45	69	LTPHC20B-25M	64
LTBRDLFH32B-25M	66	LTP25B-50M	64	LTP50-M50-EXD-90	69	LTPHC25B-25M	64
LTBRDP20B-25M	66	LTP25-BM25-CG	84	LTP50-M50-EXD-SS	68	LTPHC32B-25M	64
LTBRDP25B-25M	66	LTP25-E	65	LTP50-M50-EXE	71	LTPHC40B-10M	64
LTBRDP32B-25M	66	LTP25-LTP25	65	LTP50-M50-EXE-45	71	LTPHC50B-10M	64
LTBRDP40B-10M	66	LTP25-M25-C	64	LTP50-M50-EXE-90	71	LTPHC63B-10M	64
LTBRDP50B-10M	66	LTP25-M25-C45	65	LTP50-M50-S	65	LTPLFH16B-25M	64
LTBRDP63B-10M	66	LTP25-M25-C90	65	LTP50-PG42-C	64	LTPLFH20B-10M	64
LTP10B-50M	64	LTP25-M25-CSS	67	LTP50-PG42-EXE	71	LTPLFH20B-25M	64
LTP10-E	65	LTP25-M25-CSS90	67	LTP63-200-EXD	68	LTPLFH25B-10M	64
LTP10-M12-C	64	LTP25-M25-EXD	68			LTPLFH25B-25M	64

# Part Index

Part Number	Page	Part Number	Page	Part Number	Page	Part Number	Page
LTPLFH32B-10M	64	MPC-40-125B	46	MRSS30-2M	45	SSU32-M32-M	58
LTPPU10B-25M	66	MPC-40-M40	46	PG11-N	86	SSU32-M32-S	59
LTPPU12B-25M	66	MPC-40-PG36	46	PG13-N	86	SSU40-10M	58
LTPPU16B-25M	66	MPC45-16-050B	47	PG16-N	86	SSU40-M40-M	58
LTPPU16BU-25M	66	MPC45-16-M20	47	PG21-N	86	SSU50-10M	58
LTPPU20B-25M	66	MPC45-20-050B	47	PG29-N	86	SSU50-M50-M	58
LTPPU20BU-25M	66	MPC45-20-M20	47	PG36-N	86	SSU63-10M	58
LTPPU25B-25M	66	MPC45-25-075B	47	PG42-N	86	SSU63-M63-M	58
LTPPU25BU-25M	66	MPC45-25-M25	47	PG48-N	86	ST16	89
LTPPU32B-25M	66	MPC45-32-100B	47	PG7-N	86	ST20	89
LTPPU32BU-25M	66	MPC45-32-M32	47	PG9-N	86	ST25	89
LTPPU40B-10M	66	MPC-50-150B	46	REC13	87	ST32	89
LTPPU40BU-10M	66	MPC-50-M50	46	REC16	87	SW12	86
LTPPU50B-10M	66	MPC-50-PG42	46	REC21	87	SW16	86
LTPPU50BU-10M	66	MPC-63-200B	46	REC28	87	SW20	86
LTPPU63B-10M	66	MPC-63-M63	46	REC34	87	SW25	86
LTPPU63BU-10M	66	MPC-63-PG48	46	REC42	87	SW32	86
LTPPUAS16B-25M	66	MPC90-16-050B	47	REC54	87	SW40	86
LTPPUAS20B-25M	66	MPC90-16-M16	47	RSW16	86	SW50	86
LTPPUAS25B-25M	66	MPC90-16-M20	47	RSW20	86	SW63	86
LTPPUAS32B-25M	66	MPC90-16-PG11	47	RSW25	86	SWPG11	86
LTPPUAS40B-10M	66	MPC90-16-PG13	47	RSW32	86	SWPG13	86
LTPPUAS50B-10M	66	MPC90-20-050B	47	RSW40	86	SWPG16	86
LTPPUAS63B-10M	66	MPC90-20-M20	47	RSW50	86	SWPG21	86
LTPSS16-25M	66	MPC90-20-PG16	47	RSW63	86	SWPG29	86
LTPSS20-25M	66	MPC90-25-075B	47	RTPF20	89	SWPG36	86
LTPSS25-25M	66	MPC90-25-M25	47	RTPF25	89	SWPG42	86
LTPSS32-10M	66	MPC90-25-PG21	47	RTPF32	89	SWPG48	86
LTPSS40-10M	66	MPC90-32-100B	47	S-M16	86	SWPG7	86
LTPSS50-10M	66	MPC90-32-M32	47	S-M20	86	SWPG9	86
LTPSS63-10M	66	MPC90-32-PG29	47	S-M25	86	T12X12X12	43
LTPUL16B-25M	64	MPC90-40-125B	47	S-M32	86	T16X16X16	43
LTPUL20B-25M	64	MPC90-40-M40	47	S-M40	86	T20X20X20	43
LTPUL25B-25M	64	MPC90-40-PG36	47	S-M50	86	T25X25X25	43
LTPUL32B-15M	64	MPS-106-FL	44	S-M63	86	TS12X12X12	43
LTPUL40B-15M	64	MPS-12-M16	43	SP-M12	86	TS16X16X12	43
LTPUL50B-15M	64	MPS-16-M16	43	SP-M16	86	TS20X25X20	43
LTPUL63B-15M	64	MPS-16-M20	43	SP-M20	86	TS25X20X25	43
LTS16SG-50M	47	MPS-20-M20	43	SP-M25	86		
LTS20SG-50M	47	MPS-25-M25	43	SP-M32	86		
LTS25SG-50M	47	MPS-28-M25	43	SP-PG11	86		
LTS32SG-50M	47	MPS-32-M32	43	SP-PG13	86		
MP-106-FL	44	MPS-80-FL	44	SP-PG16	86		
MP-12-M16	43	MPS90-106-FL	44	SP-PG21	86		
MP-16-M16	43	MPS90-16-M16	43	SP-PG29	86		
MP-16-M20	43	MPS90-16-M20	43	SP-PG7	86		
MP-20-M20	43	MPS90-20-M20	43	SP-PG9	86		
MP-25-M25	43	MPS90-25-M25	43	SP-R16	36		
MP-28-M25	43	MPS90-28-M25	43	SP-R21	36		
MP-32-M32	43	MPS90-32-M32	43	SP-R28	36		
MP-40-M40	43	MPS90-80-FL	44	SP-R34	36		
MP-50-M50	43	MRA15-1M	45	SPW16	86		
MP-80-FL	44	MRA15-2M	45	SPW20	86		
MP90-106-FL	44	MRA20-1M	45	SPW25	86		
MP90-16-M16	43	MRA20-2M	45	SPW32	86		
MP90-16-M20	43	MRA30-1M	45	SS-M16	86		
MP90-20-M20	43	MRA30-2M	45	SS-M20	86		
MP90-25-M25	43	MRFAHA	45	SS-M25	86		
MP90-28-M25	43	MRFHNPB	45	SS-M32	86		
MP90-32-M32	43	MRFHSS	45	SS-M40	86		
MP90-40-M40	43	MRFALA	45	SS-M50	86		
MP90-80-FL	44	MRFALNPB	45	SS-M63	86		
MPC-12-M16	46	MRFALSS	45	SSU10-10M	58		
MPC-12-PG9	46	MRFAMA	45	SSU10-25M	58		
MPC-16-050	46	MRFAMNPB	45	SSU10-M12-M	58		
MPC-16-050B	46	MRFAMSS	45	SSU10-M12-S	59		
MPC-16-M16	46	MRFALSS	45	SSU12-10M	58		
MPC-16-M20	46	MRGS15-1M	45	SSU12-25M	58		
MPC-16-PG11	46	MRGS15-2M	45	SSU12-M16-M	58		
MPC-16-PG13	46	MRGS20-1M	45	SSU12-M16-S	59		
MPC-20-050	46	MRGS20-2M	45	SSU16-10M	58		
MPC-20-050B	46	MRGS30-1M	45	SSU16-25M	58		
MPC-20-M20	46	MRGS30-2M	45	SSU16-M16-M	58		
MPC-20-PG16	46	MRP15-1M	45	SSU16-M16-S	59		
MPC-25-075	46	MRP15-2M	45	SSU20-10M	58		
MPC-25-075B	46	MRP20-1M	45	SSU20-25M	58		
MPC-25-M25	46	MRP20-2M	45	SSU20-M20-M	58		
MPC-25-PG21	46	MRP30-1M	45	SSU20-M20-S	59		
MPC-30-PG29	46	MRP30-2M	45	SSU25-10M	58		
MPC-32-100	46	MRSS15-1M	45	SSU25-25M	58		
MPC-32-100B	46	MRSS15-2M	45	SSU25-M25-M	58		
MPC-32-M32	46	MRSS20-1M	45	SSU25-M25-S	59		
MPC-32-PG29	46	MRSS20-2M	45	SSU32-10M	58		
MPC-40-125	46	MRSS30-1M	45	SSU32-25M	58		






**new products  
and solutions for  
Cable Protection**



**Connection boxes for  
specialist applications**



- Up to IP68 performance
- Different material types
  - Aluminium
  - Nickel plated brass
  - Stainless steel
  - Plastic
- Range of sizes available
- Compatible with;
  - Flexible conduit
  - Rigid conduit
  - Cable Glands
  - Armoured cable glands



- Typical applications**
- Mining
  - Machinery
  - Processing
  - Marine
  - Rail
  - Automation
  - CCTV
  - Heavy Industrial



Contact us for more information  
or visit our website  
**[www.flexicon.uk.com](http://www.flexicon.uk.com)**  
Further details available on application.



**Flexicon Limited (Head Office)**

**A** Roman Way, Coleshill, Birmingham,  
B46 1HG, United Kingdom  
**T** +44 (0)1675 466900  
**F** +44 (0)1675 466901  
**E** sales@flexicon.uk.com  
**W** www.flexicon.uk.com

**Flexicon in Europe**

**E** sales@flexicon.eu.com  
**W** www.flexicon.eu.com

**Flexicon in USA**

**E** sales@flexicon.us.com  
**W** www.flexicon.us.com

**Flexicon Australia Pty Limited**

**T** *National Sales Hotline:* 1300 00 FLEX (3539)  
**E** sales@flexiconaustralia.com  
**W** www.flexiconaustralia.com

**Sydney Office**

**A** 1/38 Binney Road, Kings Park, NSW 2148  
**F** +61 (0)2 8884 3889

**Melbourne Office**

**A** 14 Ovata Drive, Tullamarine, VIC 3043  
**F** +61 (0)3 9372 3448



FM58347



**FLEXICON**  
FLEXIBLE CONDUIT SOLUTIONS

